# 2016 Consolidated Annual Performance & Evaluation Report (CAPER)

July 1, 2016 – June 30, 2017

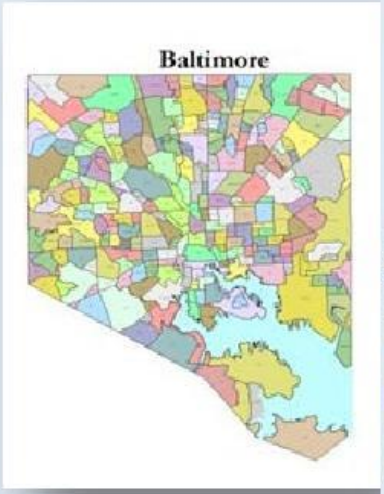

DEPARTMENT OF HOUSING & COMMUNITY DEVELOPMENT
MAYOR'S OFFICE OF HUMAN SERVICES/HOMELESS SERVICES PROGRAM,



OMB Control No: 2506-0117 (exp. 06/30/2018)

## CR-05 - Goals and Outcomes

**Progress the jurisdiction has made in carrying out its strategic plan and its action plan. 91.520(a)**

This could be an overview that includes major initiatives and highlights that were proposed and executed throughout the program year.

**Comparison of the proposed versus actual outcomes for each outcome measure submitted with the consolidated plan and explain, if applicable, why progress was not made toward meeting goals and objectives. 91.520(g)**

Categories, priority levels, funding sources and amounts, outcomes/objectives, goal outcome indicators, units of measure, targets, actual outcomes/outputs, and percentage completed for each of the grantee's program year goals.

| Goal | Category | Source / Amount | Indicator | Unit of Measure | Expected – Strategic Plan | Actual – Strategic Plan | Percent Complete | Expected – Program Year | Actual – Program Year | Percent Complete |
|---|---|---|---|---|---|---|---|---|---|---|
| Assist LMI Households in Becoming Homeowners | Affordable Housing | CDBG: $ / General Fund: $ / General Obligation Bond Funds: $400000 / Private Debt & Tax Credits: $ | Direct Financial Assistance to Homebuyers | Households Assisted | 1500 | 735 | 49.00% | 500 | 390 | 78.00% |
| Assist Homeowners in Maintaining their Homes | Affordable Housing | CDBG: $ / Public/Private Contributions: $ | Homeowner Housing Rehabilitated | Household Housing Unit | 2000 | 613 | 30.65% | 280 | 334 | 119.29% |



OMB Control No: 2506-0117 (exp. 06/30/2018)

| | | | | | | | | | | |
|---|---|---|---|---|---|---|---|---|---|---|
| Blight Elimination & Stabilization | Non-Housing Community Development | CDBG: $ / General Fund: $ / STATE FUNDS: $18000000 | Facade treatment/business building rehabilitation | Business | 0 | 0 | | 3 | 1 | 33.33% |
| Blight Elimination & Stabilization | Non-Housing Community Development | CDBG: $ / General Fund: $ / STATE FUNDS: $18000000 | Buildings Demolished | Buildings | 4000 | 924 | 23.10% | 500 | 522 | 104.40% |
| Code Enforcement | Non-Housing Community Development | CDBG: $ / Public/Private Contributions: $ | Housing Code Enforcement/Foreclosed Property Care | Household Housing Unit | 150000 | 84251 | 56.17% | 32000 | 41066 | 128.33% |
| Create Lead and Asthma Free Housing | Affordable Housing | CDBG: $ / Public/Private Contributions: $ | Homeowner Housing Rehabilitated | Household Housing Unit | 775 | 337 | 43.48% | 155 | 171 | 110.32% |
| Housing for Non-Homeless Special Needs Populations | Non-Homeless Special Needs | CDBG: $ / HOPWA: $ / HOME: $ / Public/Private Contributions: $ | Rental units rehabilitated | Household Housing Unit | 194 | 3 | 1.55% | 25 | 2 | 8.00% |
| Housing for Non-Homeless Special Needs Populations | Non-Homeless Special Needs | CDBG: $ / HOPWA: $ / HOME: $ / Public/Private Contributions: $ | Homeowner Housing Rehabilitated | Household Housing Unit | 0 | 0 | | 0 | 0 | |



OMB Control No: 2506-0117 (exp. 06/30/2018)

| | | | | | | | | | | |
|---|---|---|---|---|---|---|---|---|---|---|
| Housing for Non-Homeless Special Needs Populations | Non-Homeless Special Needs | CDBG: $ / HOPWA: $ / HOME: $ / Public/Private Contributions: $ | Tenant-based rental assistance / Rapid Rehousing | Households Assisted | 3500 | 1279 | 36.54% | | | |
| Housing for Non-Homeless Special Needs Populations | Non-Homeless Special Needs | CDBG: $ / HOPWA: $ / HOME: $ / Public/Private Contributions: $ | Housing for People with HIV/AIDS added | Household Housing Unit | 0 | 0 | | | | |
| Housing for Non-Homeless Special Needs Populations | Non-Homeless Special Needs | CDBG: $ / HOPWA: $ / HOME: $ / Public/Private Contributions: $ | HIV/AIDS Housing Operations | Household Housing Unit | | 0 | | 750 | 571 | 76.13% |
| Implement Fair Housing Practices | Fair Housing | CDBG: $ / Private Debt & Tax Credits: $0 / Public/Private Contributions: $ | Other | Other | 4 | 3 | 75.00% | 3 | 3 | 100.00% |
| Oversight, Planning of Formula Funds & Section 108 | Planning and Administration | CDBG: $ / HOPWA: $ / HOME: $ / ESG: $ / Continuum of Care: $ / Public/Private Contributions: $ | Other | Other | 19 | 19 | 100.00% | 19 | 19 | 100.00% |



OMB Control No: 2506-0117 (exp. 06/30/2018)

| | | | | | | | | | | |
|---|---|---|---|---|---|---|---|---|---|---|
| Provide Affordable Rental Housing | Affordable Housing | CDBG: $ / HOME: $ / General Fund: $350000 / General Obligation Bond Funds: $0 / Public/Private Contributions: $ | Rental units constructed | Household Housing Unit | 722 | 380 | 52.63% | 128 | 208 | 162.50% |
| Provide Affordable Rental Housing | Affordable Housing | CDBG: $ / HOME: $ / General Fund: $350000 / General Obligation Bond Funds: $0 / Public/Private Contributions: $ | Rental units rehabilitated | Household Housing Unit | 100 | 6 | 6.00% | | | |
| Provide Affordable Rental Housing | Affordable Housing | CDBG: $ / HOME: $ / General Fund: $350000 / General Obligation Bond Funds: $0 / Public/Private Contributions: $ | Homeowner Housing Added | Household Housing Unit | 0 | 0 | | 0 | 0 | |



OMB Control No: 2506-0117 (exp. 06/30/2018)

| | | | | | | | | | | |
|---|---|---|---|---|---|---|---|---|---|---|
| Provide Affordable Rental Housing | Affordable Housing | CDBG: $ / HOME: $ / General Fund: $350000 / General Obligation Bond Funds: $0 / Public/Private Contributions: $ | Housing for Homeless added | Household Housing Unit | 0 | 0 | | 0 | 0 | |
| Provide Affordable Rental Housing | Affordable Housing | CDBG: $ / HOME: $ / General Fund: $350000 / General Obligation Bond Funds: $0 / Public/Private Contributions: $ | Housing for People with HIV/AIDS added | Household Housing Unit | 0 | 0 | | 0 | 0 | |
| Provide Housing for Homeless & At-Risk of Homeless | Homeless | ESG: $ / Continuum of Care: $ / State/Service Linked Housing: $ | Tenant-based rental assistance / Rapid Rehousing | Households Assisted | 600 | 1778 | 296.33% | | | |
| Provide Housing for Homeless & At-Risk of Homeless | Homeless | ESG: $ / Continuum of Care: $ / State/Service Linked Housing: $ | Homelessness Prevention | Persons Assisted | 950 | 9120 | 960.00% | 200 | 4100 | 2,050.00% |



OMB Control No: 2506-0117 (exp. 06/30/2018)

| | | | | | | | | | | |
|---|---|---|---|---|---|---|---|---|---|---|
| Public Facilities & Improvements | Non-Housing Community Developme nt | CDBG: $ | Public Facility or Infrastructure Activities other than Low/Moderate Income Housing Benefit | Persons Assisted | 50 | 197 | 394.00% | 10 | 72 | 720.00% |
| Rehab. of Existing Affordable Rental Housing | Affordable Housing | HOME: $ / LIHTC: $ | Rental units rehabilitated | Household Housing Unit | 4300 | 1791 | 41.65% | 100 | 1197 | 1,197.00% |
| Rehabilitation and/or Creation of Homeowner Units | Affordable Housing | CDBG: $ / Public/Private Contributions: $ | Homeowner Housing Added | Household Housing Unit | 67 | 8 | 11.94% | 7 | 8 | 114.29% |
| Rehabilitation and/or Creation of Homeowner Units | Affordable Housing | CDBG: $ / Public/Private Contributions: $ | Homeowner Housing Rehabilitated | Household Housing Unit | 2000 | 613 | 30.65% | 23 | 3 | 13.04% |
| Shelter & Serv. to Homeless Persons, Youth & Vets | Homeless | CDBG: $ / ESG: $ / Continuum of Care: $ / Dept. of Social Services: $0 / Public/Private Contributions: $ | Public service activities other than Low/Moderate Income Housing Benefit | Persons Assisted | 0 | 158 | | 0 | 158 | |



OMB Control No: 2506-0117 (exp. 06/30/2018)

| | | | | | | | | | | |
|---|---|---|---|---|---|---|---|---|---|---|
| Shelter & Serv. to Homeless Persons, Youth & Vets | Homeless | CDBG: $ / ESG: $ / Continuum of Care: $ / Dept. of Social Services: $0 / Public/Private Contributions: $ | Homeless Person Overnight Shelter | Persons Assisted | 50000 | 10101 | 20.20% | 5000 | 4885 | 97.70% |
| Social, Economic & Community Development Services | Non-Homeless Special Needs Non-Housing Community Developmen t | CDBG: $ / HOPWA: $ / Public/Private Contributions: $ | Public service activities other than Low/Moderate Income Housing Benefit | Persons Assisted | 205000 | 187889 | 91.65% | 50000 | 92500 | 185.00% |
| Social, Economic & Community Development Services | Non-Homeless Special Needs Non-Housing Community Developmen t | CDBG: $ / HOPWA: $ / Public/Private Contributions: $ | Businesses assisted | Businesses Assisted | 0 | 167 | | 0 | 167 | |
| Strengthen Homeownershi p Markets. | Affordable Housing | CDBG: $ / Public/Private Contributions: $ | Public service activities other than Low/Moderate Income Housing Benefit | Persons Assisted | 15000 | 10082 | 67.21% | 3000 | 4933 | 164.43% |

**Table 1 - Accomplishments – Program Year & Strategic Plan to Date**



OMB Control No: 2506-0117 (exp. 06/30/2018)

**Assess how the jurisdiction's use of funds, particularly CDBG, addresses the priorities and specific objectives identified in the plan, giving special attention to the highest priority activities identified.**

Provision and preservation of affordable housing is the highest ranked priority in the Consolidated Plan. Plan funds were used extensively during CFY 2017 for a wide range of activities to address this priority. Over 29% of CDBG funds expended during CFY 2017, some $6,100,000, went toward affordable housing activities. Progress was made in both the rental and homeownership spheres. More new rental units, 208, were created than the 128 anticipated. Sixty of these units were supported with CDBG funds and 148 with HOME funds. This total included 41 units for special needs populations. Two years into the five-year Consolidated Plan period slightly over half of the five year goal for the creation of new rental units has been met. Some 1,197 long term existing affordable rental units were rehabbed, primarily public housing units that became part of the Rental Assistance Demonstration program. CDBG funded operating support assisted in 30 units currently being rehabbed during the fiscal year.

Three hundred and ninety low-incomehouseholds received small downpayment assistance loans to become homeowners. The large majority of these households were assisted with CDBG funds. The CDBG funds helped leverage an estimated $34,425,617 in mortgage financing for these households.

The large majority of the HOPWA funds went toward 571 units of tenant based rental assistance. The goal of 750 units was not reached due to slower than anticipated turnover in vouchers.

Over $2.5M of CDBG moneys spent on affordable housing went toward rehabilitation costs for very-low income owner occupied households. Approximately two-thirds of these funds went toward capital construction costs and one-third towards operating costs including preparation of construction spedifications and inspections. Three and one-half percent of all CDBG funds expended during the fiscal year - slightly more than $722,000 - were allocated to provide homeownership counseling and foreclosure prevention counseling.

While CDBG capital expenditures for rental projects was limitied in CFY 2017 – some $275,000 in construction costs for forty row house units under development in east Baltimore – CDBG funds contributed operating support, primarily for staff costs, to the two entities that produced the identified 208 rental units in the above identified chart: DHCD's Office of Projec Finance and Jubilee Housing.

The second highest ranked priority, neighborhood revival, encompassed demolition, landscaping/ management of public open spaces and the boarding and cleaning of vacant properties in special code enforcement areas efforts. CDBG funding for open space activities, including employment training for landscape crews, planning and technical support for community managed open space (CMOS) and greening and planting activities totaled over $456,000 in the fiscal year. The number and geographic breadth of CMOS has greatly surpassed goal projections for the first two years of the the current Consolidated Plan. Code enforcement accounted for slightly more than 5% of all CDBG funds expended – over $1M - and leveraged three times that much in other support. As with last year, the annual boarding and cleaning goal has been exceeded.

Reduce poverty was the third highest ranked Consolidated Plan priority, the achieving of which was in large part carried out through a wide range of CDBG funded public service activities such as employment training, literacy, education, and economic development programs. Some 6**%** of all CDBG funds were spent on this priority. The nonprofit agencies that carried out anti-poverty activites during CFY 2017 for the most part excceded their projected number of persons served.



OMB Control No: 2506-0117 (exp. 06/30/2018)

## CR-10 - Racial and Ethnic composition of families assisted

**Describe the families assisted (including the racial and ethnic status of families assisted). 91.520(a)**

| | CDBG | HOME | HOPWA | ESG |
|---|---|---|---|---|
| White | 58,791 | 2 | 52 | 541 |
| Black or African American | 209,427 | 144 | 645 | 3,891 |
| Asian | 743 | 0 | 0 | 9 |
| American Indian or American Native | 199 | 0 | 1 | 19 |
| Native Hawaiian or Other Pacific Islander | 76 | 0 | 1 | 19 |
| Other multi-racial | 6,484 | 2 | | 164 |
| **Total** | **275,720** | **148** | **699** | **4,643** |
| Hispanic | 311 | 2 | 5 | 88 |
| Not Hispanic | 275,409 | 146 | 694 | 4,555 |

**Table 2 – Table of assistance to racial and ethnic populations by source of funds**

### Narrative

Use of the four Consolidated Plan programs by racial category composition was dominated by African American persons and households. They accounted for 76% of all users followed by Whites at 21%. The other four racial classes identified on Table 2 were assisted by the programs accordingly: Asian, one-quarter of one percent; American Indian or American Native, slightly less than one-tenth of of one percent; Native Hawaiian/Pacific Islander, three one hundredths of one percent. Multi racial persons and households accounted for 2.36% of program users. Hispanic persons/households made up somewhat over one-tenth of one percent of programs users.

By program, Black or African American persons/households accounted for 76% of the total persons/ households served by CDBG; 97% of all HOME clients; 92% of all HOPWA users and 84% of all ESG clients. Based on 2016 Amercian Community Survey data (1-Year Estimates, Table BO2001) African American persons accounted for 63% of the city's population.

By program, White persons/households accounted for 21% of persons/ households served by CDBG, 1% of all HOME clients; 7% of all HOPWA users and 12% of all ESG clients. Based on 2016 Amercian Community Survey data (1-Year Estimates, Table BO2001) White persons accounted for 31% of the city's population

By program, Asian persons/households accounted for .27% all persons/ households served by CDBG; 0% of all HOME clients; 0% of all HOPWA users and .19% of all ESG clients. Based on 2016 Amercian Community Survey data (1-Year Estimates, Table BO2001) Asians accounted for 2.5% of the city's population

By program, American Indian or American Native persons/households accounted for .07% of persons/ households served by CDBG; 0% of all HOME clients; .14% of HOPWA users and .41% of all ESG clients. Based on 2016 Amercian Community Survey data (1-Year Estimates, Table BO2001) American Indian/American Native persons accounted for .29% of the city's population

By program, Native Hawaiian/ Pacific Islander persons/households accounted for .03% of persons/ households served by CDBG; 0% of all HOME clients; .14% of HOPWA users and .41% of all ESG clients. Based on 2016 Amercian Community Survey data (1-Year Estimates, Table BO2001) this population accounted for .1% of the city's population

By program, multi racial persons/households accounted for 2.35% of persons/ households served by CDBG; 1% of all HOME clients; 0% of HOPWA users and 3.53% of all ESG clients. Based on 2016 Amercian Community Survey data (1-Year Estimates, Table BO2001) Native Hawaiian/ Pacific Islander persons accounted for 2.34% of the city's population

By program persons/households identifying as Hispanic accounted for .11% of persons/ households served by CDBG, 1.35% of all HOME clients; .72% of all HOPWA users and 1.9% of all ESG clients. Based on 2016 Amercian Community Survey data (1-Year Estimates, Table BO3003) this population accounted for 5% of the city's population

## CR-15 - Resources and Investments 91.520(a)

### Identify the resources made available

| Source of Funds | Source | Resources Made Available | Amount Expended During Program Year |
|---|---|---|---|
| CDBG | CDBG | 19,819,736 | 2,075,061 |
| HOME | HOME | 3,491,456 | 2,908,787 |
| HOPWA | HOPWA | 8,331,845 | 3,271,942 |
| ESG | ESG | 1,688,313 | 1,168,763 |
| Continuum of Care | Continuum of Care | 20,113,771 | 13,625,632 |
| General Fund | General Fund | 5,824,000 | 18,749,849 |
| LIHTC | LIHTC | 122,862,500 | 75,719,323 |
| Section 8 | Section 8 | 191,032,803 | 204,000,000 |
| Other | Other | 116,134,801 | 94,748,876 |

**Table 3 - Resources Made Available**

### Narrative

**Narrative**

The lag in LIHTC expenditures experienced in CFY 2016 did not carry through to 2017 as six Rental Assistance Demonstration (RAD) program developments with 1,197 units completed rehabilitation. Construction costs for the six RAD projects was $75.7M which were covered by LIHTC and private debt. Total developments costs were $155.8. The amount of LIHTC and private debt expended during the year fell short of the $122.9M that was anticipated as not as many projects finished construction as expected.

The total annual CDBG expenditures of $20.75M exceed the amount of new funds awarded during the year by almot $1M. The amount of mortgage funds leveraged by CDBG funded direct homeownership assistance (DHA) activities totaled $34,425,000. This was an almost $5M increase over CFY 2016. (The number of CDBG funded DHA units rose by 21 to 272 for the year.)

The HOME program spent some $250,000 less than anticipated and about $600,000 less than the amount of new funds awarded. General fund expenditures was over three times greater than anticipated due to increased spending for capital projects and the inclusion of administrative support for services for homeless persons that had not been previously identified. Funding for the Housing Choice Voucher program incrased by 6% to $204M.

The rate of ESG expenditure rebounded from last year. Of the $1,688,313 awarded in PY 2016, 69% ($1,168,763) was expended during the year. The rate in PY 2015 was well under 50% and varied significantly from what was projected with slightly over $624K expended of almost $1.8M made available. As has been noted in prior CAPERs, funds expended are not necessarily the same funds that have been received during the fiscal year, but may be funds from prior fiscal years.



OMB Control No: 2506-0117 (exp. 06/30/2018)

## Identify the geographic distribution and location of investments

| Target Area | Planned Percentage of Allocation | Actual Percentage of Allocation | Narrative Description |
|---|---|---|---|
| City Wide | 100 | 97.88 | A wide range of housing, social service and economic development actvities were dispersed throughout |
| Low Moderate Income Areas | 100 | 0.12 | Eighteen LMA activities carried out by twelve agencies working in areas throughout the city. |
| Special Code Enforcement Areas | 100 | 0.92 | 41,066 parcels were boarded & cleaned throughout the target area during CFY 2017 |
| Strategic Demolition Areas | 100 | 1.08 | 522 structures were demolished in the east and west central portions of the target area. |

**Table 4 – Identify the geographic distribution and location of investments**

## Narrative

The Consolidated Plan for the July 2015 – June 2020 period erroneously classified the *Planned Percentage of Allocation* as 100% within each individual category instead of applying the percentage distribution against all four Target Area categories. The percentage distributions should have been as follows:
City Wide: 97.30%. Low & Moderate Income Areas: 0.12%. Special Code Enforcement Areas: 1.31%. Strategic Demolition Areas: 1.27%.

In comparing the planned percentage of funds allocated in the specific target areas versus actual expenditure of funds in these areas, the following is noted:

**City Wide Target Area.** This category slightly exceeded its planned allocation percentage and continues to dominant expenditures by target area type. Its dominance is due to the amount of funds spent on affordable housing construction and tenant based rental assistance. This pattern will continue for the three years remaining in the current Consolidated Plan.

**Low Moderate Income Areas.** The percentage of funds spent on Low/Mod area activities ($530,648 excluding code enforcement activities) was .12% of total expenditures. This was the percentage projected in the Consolidated Plan.

**Special Code Enforcement Target Areas.** A subset of Low/Mod areas where code enforcement activities are eligible for CDBG support, this target area category accounted for slightly less than one percent of all expenditures. This expenditure rate was less than projected (.92% versus 1.31%) and almost a full percentage point less than in PY 2015 when expenditures in this target area significantly exceeded projections. During the fiscal year the quadrennial study by which special code enforcement areas are identified was updated.

**Strategic Demolition Target Areas.** The percentage of funds expended for strategic demolitions (1.08%) was less than the 1.27% projected. Both the amount of State funds expended for strategic demolition rose in PY 2016 as did the number of demolitions completed. Despite these increases, the number of strategic demolitions continues to lag from the amount projected in the 2015 – 2020 Consolidated Plan.



OMB Control No: 2506-0117 (exp. 06/30/2018)

Please see section *Appendix I. 2. CR-15 Resources and Investments* at the end of this document for additional narrative and maps examining the geographic distribution of activities funded with Consolidated Plan resources. Due to character limitations imposed by the eCon Suite software; these materials do not fit in the space available.



OMB Control No: 2506-0117 (exp. 06/30/2018)

**Leveraging**

**Explain how federal funds leveraged additional resources (private, state and local funds), including a description of how matching requirements were satisfied, as well as how any publicly owned land or property located within the jurisdiction that were used to address the needs identified in the plan.**

**Leveraging**

**HOME Program**

The total costs from all sources of funding (HOME, other loans from federal, state and local sources, as well as private loans and grants) for the projects eligible for reporting during this period was $43,473,597. HOME program funds in the amount of $1,740,000 leveraged $41,733.597 in other private and public funds and represent 4% of total project costs.

DHCD expects five HOME projects will be completed and fully leased by the end of the next fiscal year. Orchard Ridge Phase V and North Barclay Green Phase III have finished construction. Franklin Lofts & Flats, Sojourner Place at Argyle Avenue and Historic East Phase III are all under construction. These projects will combine 64,239,031 of funding with $4,060,035 of HOME funds, about 6% of the $68,299,066 total funds.

**HOPWA Program**

Baltimore EMSA HOPWA Service Providers leveraged federal, state, and foundation funds as well as private donations. These sources of leveraging are comprised of Ryan White ($934,253), Shelter Plus Care ($530,562), Public sources ($626,502) and Private Funding sources ($67,194) Resident rental payments and cash match ($879,014). The combined total of all leveraged funds are $3,037,525 for the Baltimore EMSA .

**CDBG Program**

The slightly more than $1,330,000 in CDBG funds spent on direct homeownership assistance by DHCD for down payment and closing cost support leveraged $34,425,617 in private mortgage funds for the purchase of 272 houses during CFY 2017. Every dollar of CDBG funds helped leverage almost $25.33 dollars in other funding.

CDBG expenditures for 108 repayments increased by $88,296 in CFY 2017 to $2,690,458 over 2016 levels. This amount accounted for slightly more than 13% of all CDBG expenditures for the fiscal year. The one 108 loan still being repaid with CDBG funds that still has projects under construction is the EBDI 108. CFY 2017 saw the completion of Eager Park, and market rate housing and a hotel nearing completion in the EBDI Phase I site. These activities added some $67.25 M in new investment during the program year and bring the total expenditures at the site to $567.25M As the EBDI 108 loan was $21,200,000 the ratio of 108 to total Phase 1 expenditures now stands at 1:26.76. This leverage ratio is surpassed only by that of the Warner 108 loan (1:32.3).



OMB Control No: 2506-0117 (exp. 06/30/2018)

**ESG Program**

The FY 2017 Emergency Solutions Grant funds were matched with $9,854,038 in local general funds and $2,413,994 in funding from the State of Maryland under the following programs: Emergency and Transitional Housing Service Grants; Homeless Prevention Program; Service Linked Housing; and Homeless Women Crisis Shelter Program.

| **Fiscal Year Summary – HOME Match** | |
|---|---|
| 1. Excess match from prior Federal fiscal year | 9,470,265 |
| 2. Match contributed during current Federal fiscal year | 576,760 |
| 3. Total match available for current Federal fiscal year (Line 1 plus Line 2) | 10,047,025 |
| 4. Match liability for current Federal fiscal year | 100,313 |
| 5. Excess match carried over to next Federal fiscal year (Line 3 minus Line 4) | 9,946,712 |

**Table 5 – Fiscal Year Summary - HOME Match Report**

| Match Contribution for the Federal Fiscal Year | | | | | | | | |
|---|---|---|---|---|---|---|---|---|
| **Project No. or Other ID** | **Date of Contribution** | **Cash (non-Federal sources)** | **Foregone Taxes, Fees, Charges** | **Appraised Land/Real Property** | **Required Infrastructure** | **Site Preparation, Construction Materials, Donated labor** | **Bond Financing** | **Total Match** |
| 8067 | 07/05/2016 | 576,760 | 0 | 0 | 0 | 0 | 0 | 576,760 |

**Table 6 – Match Contribution for the Federal Fiscal Year**

## HOME MBE/WBE report

| **Program Income** – Enter the program amounts for the reporting period | | | | |
|---|---|---|---|---|
| **Balance on hand at beginning of reporting period $** | **Amount received during reporting period $** | **Total amount expended during reporting period $** | **Amount expended for TBRA $** | **Balance on hand at end of reporting period $** |
| 7,936 | 1,790,185 | 443,760 | 0 | 1,346,424 |

**Table 7 – Program Income**

| **Minority Business Enterprises and Women Business Enterprises –** Indicate the number and dollar value of contracts for HOME projects completed during the reporting period | | | | | | |
|---|---|---|---|---|---|---|
| | **Total** | **Minority Business Enterprises** | | | | **White Non-Hispanic** |
| | | **Alaskan Native or American Indian** | **Asian or Pacific Islander** | **Black Non-Hispanic** | **Hispanic** | |
| **Contracts** | | | | | | |
| Dollar Amount | 38,374,852 | 0 | 0 | 0 | 0 | 38,374,852 |
| Number | 3 | 0 | 0 | 0 | 0 | 3 |
| **Sub-Contracts** | | | | | | |
| Number | 37 | 0 | 1 | 13 | 6 | 17 |
| Dollar Amount | 19,255,541 | 0 | 655,000 | 8,423,067 | 5,496,784 | 4,680,690 |

| | **Total** | **Women Business Enterprises** | **Male** |
|---|---|---|---|
| **Contracts** | | | |
| Dollar Amount | 38,374,852 | 0 | 38,374,852 |
| Number | 3 | 0 | 3 |
| **Sub-Contracts** | | | |
| Number | 37 | 20 | 17 |
| Dollar Amount | 19,255,541 | 4,902,616 | 14,352,925 |

**Table 8 - Minority Business and Women Business Enterprises**

| **Minority Owners of Rental Property** – Indicate the number of HOME assisted rental property owners and the total amount of HOME funds in these rental properties assisted | | | | | | |
|---|---|---|---|---|---|---|
| | **Total** | **Minority Property Owners** | | | | **White Non-Hispanic** |
| | | **Alaskan Native or American Indian** | **Asian or Pacific Islander** | **Black Non-Hispanic** | **Hispanic** | |
| Number | 0 | 0 | 0 | 0 | 0 | 0 |
| Dollar Amount | 0 | 0 | 0 | 0 | 0 | 0 |

**Table 9 – Minority Owners of Rental Property**

| **Relocation and Real Property Acquisition –** Indicate the number of persons displaced, the cost of relocation payments, the number of parcels acquired, and the cost of acquisition | | |
|---|---|---|
| Parcels Acquired | 0 | 0 |
| Businesses Displaced | 0 | 0 |
| Nonprofit Organizations Displaced | 0 | 0 |



OMB Control No: 2506-0117 (exp. 06/30/2018)

| | | |
|---|---|---|
| Households Temporarily Relocated, not Displaced | 0 | 0 |

| Households Displaced | Total | Minority Property Enterprises | | | | White Non-Hispanic |
|---|---|---|---|---|---|---|
| | | Alaskan Native or American Indian | Asian or Pacific Islander | Black Non-Hispanic | Hispanic | |
| Number | 0 | 0 | 0 | 0 | 0 | 0 |
| Cost | 0 | 0 | 0 | 0 | 0 | 0 |

**Table 10 – Relocation and Real Property Acquisition**

## CR-20 - Affordable Housing 91.520(b)

**Evaluation of the jurisdiction's progress in providing affordable housing, including the number and types of families served, the number of extremely low-income, low-income, moderate-income, and middle-income persons served.**

| | One-Year Goal | Actual |
|---|---|---|
| Number of Homeless households to be provided affordable housing units | 0 | 0 |
| Number of Non-Homeless households to be provided affordable housing units | 191 | 1,375 |
| Number of Special-Needs households to be provided affordable housing units | 792 | 612 |
| **Total** | **983** | **1,987** |

**Table 11 – Number of Households**

| | One-Year Goal | Actual |
|---|---|---|
| Number of households supported through Rental Assistance | 750 | 571 |
| Number of households supported through The Production of New Units | 133 | 219 |
| Number of households supported through Rehab of Existing Units | 100 | 1,197 |
| Number of households supported through Acquisition of Existing Units | 0 | 0 |
| **Total** | **983** | **1,987** |

**Table 12 – Number of Households Supported**

**Discuss the difference between goals and outcomes and problems encountered in meeting these goals.**

The number of HOPWA funded vouchers made available for persons with HIV/AIDS varied signifigantly from the Consolidated Plan projections with only 571 vouchers utilized in the EMSA, not the 750 anticipated. Due to the lack of affordable housing and available resources, voucher holders have continued to remain in the HOPWA voucher program for many years. With the creation of new partnerships, it is anticipated that the projected goal of 750 households in the remaining years of the current Consolidated Plan may be more attainable.

The number of permanent supportive housing units made available for homeless special needs households exceeded the initial estimate significantly due to the creation of several new Permanent Supportive Housing projects, overleasing underspending rental assistance projects, and new private funding. MOHS also leverages approximately 800 Section 8 homeless set aside vouchers, pairing them with supportive services, to complement the units provided directly by MOHS.



OMB Control No: 2506-0117 (exp. 06/30/2018)

The Consolidated Plan notes that *"HOME and CDBG funds will help support, over the five years covered by this Plan, the creation of some 129 units of housing for persons with disabilities including twenty-five units of UFAS housing."* During Federal program year 2016, HOME funds supported the creation of 39 units of housing for persons with disabilities. This included 23 units of housing for Non-Elderly Disabled (NED) households, and 16 units of housing constructed in accordance with Uniform Federal Accessibility Standards (UFAS). In the first two years of the current Consolidated Plan 77 units for person with disabilities have been created (40 NEDS; 37 UFAS) which is 60 % of the five year goal.

The two small rehab projects that were to be carried out by two CDBG supported non-profit providers specializing in special needs housing remained stalled out for a second year running and only 2 units were completed in the program year. In total these projects were to have produced twenty-five units of rehabbed housing, primarily for NEDs. These organizations face sanctions unless the rate of construction picks up.

The 208 units of new rental housing produced, 148 with HOME funds, 60 with CDBG support, exceeded projections by 56%. While there is considerable variation year to year in the number of new affordable rental units produced and, in the case of the HOME program, what year they are credited to as units are not counted as completed until the project is finished and all units have initial occupancy, given what is in the pipe line and what has been produced it appears that this major housing actitivity will meet its five-year goal.

**Discuss how these outcomes will impact future annual action plans.**

The variance between target goals and actual outcomes for a number of housing activities carried out in PY 2016 is pronounced. Some goals such as permanent supportive housing for the homeless, creation of NEDS and UFAS units and production of affordable rental units have been handily surpassed and the PY 2018 AAP will correct for these underestimates by setting higher targets. This assumes that the capital and human resource base that made these increases possible remains reasonably constant. The administration budget that corresponds with the PY 2018 AAP ends CDBG and HOME funding. In their absence it will be very difficult to achieve many of the Consolidated Plan goals.

Other housing activities fell well short of their goals, notably HOPWA supported rental assistance and rehabilitation of owner occupied housing. These shortfalls will be examined in setting goals and evaluating activities to include in the next AAP. Significant changes in AAP goals will likely trigger amendments to the current five-year Consolidated Plan, an action that should be undertaken anyway to correct a number of technical deficiencies found in the Plan, the first to be created through the eCon Planning Suite software system.

The next AAP will also be very explicit in identifying annual goal targets as a number of the targets appearing in the 2016 AAP were inconsistently stated. This most commonly occurs with activities that do not have a constant and equal annual target for the five years covered by the Consolidated Plan such as demolition and production of RAD units.

**Include the number of extremely low-income, low-income, and moderate-income persons served by each activity where information on income by family size is required to determine the eligibility of the activity.**

| Number of Households Served | CDBG Actual | HOME Actual |
|---|---|---|
| Extremely Low-income | 121 | 46 |
| Low-income | 123 | 71 |
| Moderate-income | 278 | 31 |
| **Total** | **522** | **148** |

**Table 13 – Number of Households Served**

## Narrative Information

Table 13 includes tallies of households that received newly constructed rental housing supported with HOME (148 units) and CDBG funds (54 units); households in new affordable rental units created through CDBG funded rehabilitation (6 units); homeowners that received CDBG funded downpayment assistance in buying an existing home (272 units); owner households that were assised with CDBG in making critical repairs to their homes (283 units).

While over half of all households that received housing assistance with HOME or CDBG funds earned 50% or less of AMI, this was a lower percentage than occurred in PY 2015 when an overwhelming percentage of all rental housing was occupied by households earning 30% or less of AMI. In PY 2016 the 31 – 50% AMI category dominated the rental income class and renters in the 51 – 80% category accounted for somewhat over one-third of all renter households served. In PY 2015 it was 5%. However, it was not renters that dominated the 51 – 80% category but the 199 households that received home buyer assistance. This is an activity with relatively low per household costs - $5,000 – and the overall expenditures for this income category is dwarfed by the amount spent on the 0 – 30% and 31 – 50% AMI category despite their having fewer households.

During the program year, 489 housing units complying with standards found at *Sec. 215 Qualification as affordable housing* of the National Affordable Housing Act of 1990 were created with Consolidated Plan resources. This includes 208 units of new construction rental housing funded with HOME and CDBG dollars and 6 rental units rehabbed with CDBG funds. It also includes 272 units whose owners received CDBG assistance to purchase their home and 3 units rehabbed with CDBG support that were purchased by low income homeowners.

**Efforts Taken to Address Worst Case Needs**

[Due to character limitations imposed by eCon Suite, the narrative describing efforts taken to address worst case needs does not fit in the space available. The narrative is found in Appendix I.3- CR 20 Affordable Housing at the end of this document.]

## CR-25 - Homeless and Other Special Needs 91.220(d, e); 91.320(d, e); 91.520(c)

**Evaluate the jurisdiction's progress in meeting its specific objectives for reducing and ending homelessness through:**

**Reaching out to homeless persons (especially unsheltered persons) and assessing their individual needs**

Objective 1: Continue facilitating service coordination and meetings of the Hands in Partnership coalition, a group of street outreach providers who meet weekly to discuss best practices, progress in engaging unsheltered homeless people in services, and coordinate care for individuals living on the street.

The city convened weekly meetings of street outreach providers throughout the fiscal year, coordinating outreach schedules and geographic coverage area, and conducting case conferencing. Approximately 40% of street outreach clients exited to successful destinations (shelter, some institutions, temporary, and permanent housing).

Objective 2: Increase the capacity of Coordinated Access in order to assess more individuals and families, streamline document readiness procedures, and advance housing first practices, reduce delays in the housing placement process. Monitor MOHS- funded projects for the continued implementation of Coordinated Access and Assessment.

Housing navigators assess and assist unsheltered and sheltered households for a variety of housing options, including permanent housing openings that are currently filled through the city's Coordinated Access system. Housing navigators are located at drop-in centers, shelters, and on outreach teams. Over the course of the fiscal year, the city increased the number of trained housing navigators to 280, increasing intake, referral, and assessment capacity for homeless households to access permanent housing. Additionally, the jurisdiction made significant strides for streamlining the housing application process and began implementation of Coordinated Access for rapid re-housing projects. Coordinated Access now uses a by-name list and can match clients to available housing in real-time based on the common assessment tool. Street outreach referrals made up 20% of Coordinated Access referrals and 30% of Coordinated Access PSH placements.

**Addressing the emergency shelter and transitional housing needs of homeless persons**

Objective 1: Increase exits to permanent housing and reduce length of stay in programs, thereby increasing the number of households that could be served by emergency and transitional housing and reducing returns to homelessness after program completion.

The number of homeless persons served in emergency shelter, transitional housing, and safe haven increased by 25% between FY2016 and FY2017, to a total of over 5274 people annually. The ability to serve more households was directly linked to a 12% reduction in average length of stay for all household types, from 206 days to 181 days. The city and Continuum of Care worked together to significantly increase rapid re-housing and permanent supportive housing opportunities, which allowed households to move more quickly through the shelter system. Exits to permanent housing increased by 4%, and returns to homelessness within 2 years remained consistent at approximately 14%.

Objective 2: Increase the number of family shelter beds to serve more intact families, multi-generational families, and families with special needs.



OMB Control No: 2506-0117 (exp. 06/30/2018)

There were no increases in the number of family shelter beds available due to increased investment in rapid re-housing availability for families.

Objective 3: Provide professional development and resource-sharing opportunities for staff at shelters and transitional housing programs to increase program outcomes and quality service delivery.

In FY2017, homeless service providers were offered over fifteen days of low-cost trainings ($25 per participant or less) coordinated by the city, and funded in part by private foundation partners and the Continuum of Care board. Additionally, the city provided technical assistance to shelters and transitional housing providers throughout the year to revise their program policies and procedures to include best practices, build cultural competency, reduce barriers, and implement housing first approaches. The city also convened roundtables by project type to problem-solve common service issues and provide coaching and mentoring.

**Helping low-income individuals and families avoid becoming homeless, especially extremely low-income individuals and families and those who are: likely to become homeless after being discharged from publicly funded institutions and systems of care (such as health care facilities, mental health facilities, foster care and other youth facilities, and corrections programs and institutions); and, receiving assistance from public or private agencies that address housing, health, social services, employment, education, or youth needs**

Objective 1: Provide comprehensive eviction prevention services to families at-risk of homelessness that include legal counseling, landlord-tenant mediation, and rental and utilities arrears.

Over 4,100 persons at risk of homelessness received assistance to prevent an eviction through the city and Continuum of Care members in FY2017. Services provided included financial and legal counseling, direct financial assistance, and landlord-tenant mediation.

Objective 2: Use Coordinated Access framework to help hospitals, corrections programs, mental health and substance abuse facilities, and mainstream social services programs make appropriate housing referrals for their participants experiencing homelessness. Coordinate with publicly funded institutions and systems of care to reduce discharges into homelessness.

Of the 40 new housing navigators trained by the city in FY2017 to use Coordinated Access, approximately half were staff at hospitals, mental health and substance abuse treatment facilities, and police. The city continued to partner wih local hospitals, outreach, police, and EMS activities. These efforts are aimed at reducing the number of people who are referred from other systems of care and who are most likely to become homeless so they can be diverted from the homeless system if possible. The city continued facilitating the CoC's workgroup on youth and young adult homelessness in FY2017, which is currently partnering with the local child welfare agency to reduce the number of youth aging out of or running away from foster care, as well as the Department of Juvenile Services to reduce the number of older youth that are discharged without stable housing.

**Helping homeless persons (especially chronically homeless individuals and families, families with children, veterans and their families, and unaccompanied youth) make the transition to permanent housing and independent living, including shortening the period of time that individuals and families experience homelessness, facilitating access for homeless individuals and families to affordable housing units, and preventing individuals and families who were recently homeless from becoming homeless again**

Objective 1: Develop written standards and guidance for how to operationalize housing first in permanent supportive housing programs, which aligns with The Journey Home, Baltimore's plan to end homelessness.

The city and Continuum of Care established the first set of written standards of care in 2015, which apply a minimum set of requirements for all programs receiving public funds for homeless services. These standards are rooted in housing first, trauma-informed care, person-centered services, and emphasize cultural competency in working with youth, LGBTQ+ individuals, elderly, and other special populations. The city coordinated 12 housing first trainings for permanent housing providers.

Objective 2: Evaluate the current housing inventory for service gaps and reallocate funds/programs to permanent housing as necessary and able to. Shorten the length of time individuals and families experience homelessness by increasing rapid rehousing and financial assistance for security deposits, rent, and utility deposits.

The city and Continuum of Care identified two primary service gaps for permanent housing in FY2017 – permanent supportive housing and rapid re-housing for all population types, with a special focus on unaccompanied youth who need specialized services. Between FY2016 and FY2017, the city and CoC recruited new investments, reallocated existing public services funds, and worked with private philanthropic partners to increase the number of permanent supportive housing beds by over 11%, and increase rapid re-housing beds by 35%.



OMB Control No: 2506-0117 (exp. 06/30/2018)

## CR-30 - Public Housing 91.220(h); 91.320(j)

### Actions taken to address the needs of public housing

During FY 2017, resident service efforts shifted to a greater variety of skills training in various occupations using training partners. A key partnership with the Baltimore City Community College (BCCC) prepared housing residents for success in training programs. Located on-site at six HABC computer labs, BCCC focused on increasing literacy proficiency.

In FY2017, HABC was one of two Housing Authorities selected to participate in a MyGoals study with MDRC, a social policy research firm in New City. The MyGoals study focuses on the utilization of motivational interviewing and incorporates the participant's executive skills. Using a coaching approach, MyGoals Career Coaches work with participants in the areas of job training services, educational opportunities, financial management and career development leading to employment. Financial incentives are available to participants meeting predetermined benchmarks. There is a randomization process to determine if the resident is in the control group or receive MyGoals' services.

In 2016, HABC was awarded a Jobs Plus grant totaling $2.5 million over four years. The Jobs Plus Program was implemented in April of 2017 at Gilmor Homes. Jobs Plus teaches Gilmor Homes residents new economic and educational skills that will lead to greater job opportunities and financial independence. Jobs Plus combines traditional employment, training and job placement services with a rent incentive and a placed-based investment in building community supports for work.

In addition, residents are hired as Community Coaches who play a major role in assisting program staff with referring, signing up, contacting and following up with residents and saturating the development with Jobs Plus program information. HABC completed the first quarter of its participation in the Jobs Plus Program in June 2017.

[Due to character limitations imposed by the eCon Planning Suite program, tables summarizing actions taken to address resident's needs and improve the physical condition of public housing do not fit in the space available. These tables are found in Appendix I.4- CR 30 Public Housing at the end of this document.]

### Actions taken to encourage public housing residents to become more involved in management and participate in homeownership

Efforts begun by the Housing Authority of Baltimore City, working through its Office of Resident Services (ORS) in cooperation the Resident Advisory Board (RAB), several years ago to build capacity of the Resident Councils to organize and train residents to become involved in management and service implementation at their developments faltered during FY 2017. The main factor in this decline was the implementation of the Rental Assistance Demonstration (RAD) program under which the HABC relinquished ownership of a number of developments. A consequence of this was the loss of some ten Resident Councils being supported by the ORS/RAB over the course of the year from the twenty-five in place as FY 2017 began.

The Housing Choice Voucher Homeownership Program (HCVHP) allows a qualified family to convert its housing choice voucher rental assistance payment into mortgage assistance for a fifteen year period.
In 2017 HABC began a close examination of the program and its applicant pool by looking at national and regional HCVHP models; exploring new and specialized mortgage lending opportunities to support the program; investigating ways additional assistance can be provided to applicant families by non-profit

organizations and housing counseling agencies; engaging HCVP landlords in assisting their best tenants in applying for the HCVHP, and engaging other low-income homeownership program providers such as Habitat for Humanity and the People's Homesteading Group in supporting the HCVHP, all with an eye toward expanding opportunities for the Baltimore HCVHP mortgage assistance to grow and successfully serve more families. It is hoped that these efforts will start to pay off in 2018.

In FY 2016 HABC had assisted a total of ten new families in purchasing a home in Baltimore City bringing the total number of families assisted under the program to 93; however, 18 families have been terminated over the life of the program for a net total of 75 families as of June 30, 2016.

HABC's goal in FY 2017 was to assist an additional eight families by June 30, 2017 for a gross total of 101 families assisted under the HCVHP; however, HABC was not able to reach this goal. Only six (6) families purchased a home in FY 2017 for a gross total of 99 families assisted. Since a total of 20 families have been terminated from the Program, (including two in FY 2017), the number of assisted families in the Program as of June 30, 2017 was 79. The reasons for termination are: 7 families failed to recertify;
6 families were over-income; 3 deaths; 3 families voluntarily left the program; 1 family went through foreclosure.

### Actions taken to provide assistance to troubled PHAs

Not applicable. HABC is not a troubled housing authority.

## CR-35 - Other Actions 91.220(j)-(k); 91.320(i)-(j)

**Actions taken to remove or ameliorate the negative effects of public policies that serve as barriers to affordable housing such as land use controls, tax policies affecting land, zoning ordinances, building codes, fees and charges, growth limitations, and policies affecting the return on residential investment. 91.220 (j); 91.320 (i)**

As noted in the Consolidated Plan, Baltimore City does not support public policies that limit the creation of housing for lower income households. While having less than a quarter of the region's population, Baltimore has over three-quarters of the regions subsidized housing as well as the largest reservoir of market rate housing affordable to households with incomes of less than 80% of AMI.

One public policy element identified in the City's Analysis of Impediments is undue restrictions on the number of persons living in group homes. Removing these restrictions will require action on the part of the Baltimore City Council. During PY 2016, the City Council did not remove existing restrictions or impose new ones and at year's end the law remains unchanged.

### Actions taken to address obstacles to meeting underserved needs. 91.220(k); 91.320(j)

In the Address Obstacles to Meeting Underserved Needs portion of the Other Actions section of the CFY 2017 Annual Action Plan, it was noted that the 5-Year Consolidated Plan showed that the City has a large number of households with housing needs and the City would address the needs of some of these households through available Annual Plan resources. Specifically, the Plan stated that it would use "funds to provide rental assistance using HOPWA resources; HOME and CDBG resources will be used to develop affordable rental and homeownership units. Additionally, existing homeowners are to be assisted through programs that (a) offer loans and grants to address code and health and safety issues; and (b) assist households at risk of losing their homes through foreclosure counseling. The implementation of the ten-year plan to end homelessness will assist chronic homeless individuals with accessing affordable housing."

As Table 1 in module CR-5 – Goals and Outcome at the beginning of this document shows, these actions were successfully carried out. Specfically, in the course of the first two years of the current Consolidated Plan program resources were used to achieve the following: HOPWA provided 1279 households with tenant based rental assistance; HOME funds were used to create 380 units of new affordable rental housing; CDBG funds were used to create 11 units of affordable homeownership, assist 594 homeowners address code and health and safety issues and provide 1730 households with foreclosure counseling.

### Actions taken to reduce lead-based paint hazards. 91.220(k); 91.320(j)

In CFY 2017, the Baltimore Housing Lead Hazard Reduction Program made 89 homes lead safe and protected 138 children under age six from lead hazards along with 224 older children and adults. The large majority of households assisted had income of less than 50% of AMI. Some 35 families had incomes of 0-30% of AMI; 28 families had incomes between 31-50% AMI; and 26 families had incomes between 51-80 % AMI. The racial and ethnic breakdowns of those served are as follows: 340 African Americans, 18 Caucasians, 2 Hispanics, 0 Asian /Pacific Islander, 0 Native American/Alaskan Native, and 2 other. There were 72 female headed households and 17 male headed households. Also, 41 households contained a disabled person or a person with special needs. Every participant received education on lead hazards, sources of lead- based paint poisoning, and ways to reduce and eliminate such hazards; cleaning kits to reduce lead levels before lead risk reduction work began; and post remediation education on maintenance. Participants' homes were screened for eligibility and tested for

lead hazards. Lead hazards identified were treated through abatement and/or interim controls. These efforts were directed at both secondary and primary prevention, providing remediation in homes of children who have or have not been lead poisoned.

In addition to the Baltimore City agencies efforts, a CDBG-funded nonprofit organization also implements a healthy homes initiative. The Green and Healthy Homes Initiative's (previously the Coalition to End Childhood Lead Poisoning) Safe At Home Baltimore project reduced childhood lead poisoning, pervasive residential lead-paint hazards and other home-based environmental health and safety hazards (allergens, mold, mildew and general safety hazards) in 82 older, low- to moderate-income housing units. Building on the Green and Healthy Homes Initiative's *Windows of Opportunities Comprehensive Action Plan for the Elimination of Lead Poisoning in Baltimore,* the Safe at Home Baltimore Project concentrates its efforts in Baltimore neighborhoods targeted by the City's Lead Poisoning Prevention Initiative. The Green and Healthy Homes Initiative is also a funded partner with DHCD for community education, healthy home visits, post-remediation services and program consultation.

### Actions taken to reduce the number of poverty-level families. 91.220(k); 91.320(j)

Baltimore Community Action Partnership (CAP) administers services and delivery systems that promote self-sufficiency and provide opportunities for low-income households. This program operates five geographically dispersed Community Action Partnership Centers located in Govans, Park Heights, Cherry Hill, Highlandtown, and Oliver.

In keeping with the City's priority of building stronger neighborhoods, the CAP centers aim to reduce and prevent the causes and effects of poverty by directing resources to programs that assist, educate, and promote economic stability. CAP works to reduce the number of poverty-level families by providing case management and a variety of other services to address food and nutrition, financial literacy and housing and energy needs. CAP provided free tax preparation and asset development yielding almost $1.3M in PY 2016 in EITC returns.

During CFY 2017 the number of new Section 3 hires by Consolidated Plan program were as follows:
HOME – 81 persons
CDBG - 5 person

In addition to the Section 3, CDBG also funds a number of non-profits to provide job and employment readiness training to low- and moderate-income persons. In CFY 2017, Maryland New Directions assisted 311 low- and moderate-income individuals with employment preparation, career counseling, life skills training, computer literacy training, job placement and follow up services to help find and retain jobs; the Caroline Center provided job training/education to 223 low income women to enable them obtain jobs through a 15 week tuition-free program that includes soft skills training and occupational skills training in geriatric nursing and as a pharmacy technician; Chesapeake Center for Youth Development through the Workforce Development Program in Brooklyn/Curtis assisted 60 low income residents move from poverty to self sufficiency by providing Job Readiness/Life Skills training classes, publish job opportunities and organize job fairs. Druid Heights CDC assisted some 60 ex-offenders integrate back into society through job training and employment opportunities. Living Classroom Foundation's Workforce Development Center provided workforce development services for 100 public housing residents from Perkins Homes, Douglass Homes, Latrobe Homes and Albemarle Square.

## Actions taken to develop institutional structure. 91.220(k); 91.320(j)

The two City entities responsible for developing and implementing Consolidated Plan activtities, the Department of Housing and Community Development (DHCD) and the Mayors Office of Human Services (MOHS) underwent major changes in their institutional structures in PY 2016 that will continue well into PY 2017 as a new administration begins to implement its priorities. As concerns the former, the new Mayor, Catherine Pugh, fulfilling a compaign promise, began the process of separating Baltimore Housing's two component parts – the Housing Authority of Baltimore City (HABC) and the Department of Housing and Community Development – into two distinct entities each with their own executive head shortly after taking office in December of 2016. For some forty-nine years the two had been intertwined with the Commissioner of Housing and the HABC Excecutive Director being the same person.

The impact this, and other emergent changes, will have on the institutional structure of the entities at the center of the City's affordable housing and community development efforts will not be known until well into PY 2017, if then. DHCD has a new Commissioner of Housing, Michael Braverman, for the first time in over a dacade and it is very likely that the Development, Fair Housing, Research, Human Resources, Communications, Governmental Relations and Fiscal Services sections of that agency will be be restructured.

## Actions taken to enhance coordination between public and private housing and social service agencies. 91.220(k); 91.320(j)

Government agencies, for-profit and nonprofit organizations all work to coordinate services for individuals in public and private housing. CAP continues to work with these entities to address community needs. CAP began establishing "Pop Up" locations in areas outside of the immediate center neighborhoods to increase the visibility and access to programs. Ten pop ups were established in targeted neighborhoods in conjunction with city partners over a 2-4 day period over the course of the year. Residents accessed these services and were introduced to the main CAP center in their area for continued support. In addition, CAP provides energy assistance grants to qualifying households receiving Section 8 vouchers and conducts energy assistance clinics at area senior buildings.

The Mayor's Office of Human Services – Homeless Services Program (HSP) is the City's Continuum of Care lead applicant. HSP administers Housing Opportunities for Persons With AIDS (HOPWA) for the Baltimore Eligible Statistical Metropolitan Area. HSP also administers a number of federal, state and local grants that target homeless and disabled persons and families. Persons living with HIV/AIDS and are homeless receive priority for eligibility purposes.

HSP and its grantees use Coordinated Access System, with a priority and focus on the chronically homeless, to place homeless persons into permanent supportive housing. Coordinated Access enables clients to apply for multiple programs in one place, rather than having to apply separately at each location. The vision for the Coordinated Access system is "to ensure that individuals and families at-risk of or experiencing homelessness will have an equitable and centralized process for timely access to appropriate resources, in a person-centered approach, which preserves choice and dignity."

**Identify actions taken to overcome the effects of any impediments identified in the jurisdictions analysis of impediments to fair housing choice. 91.520(a)**

This section sets forth the steps taken by the Baltimore City Department of Housing and Community Development (DHCD) and the Housing Authority of Baltimore City (HABC) and to affirmatively further fair housing during the period July 2016 through June 2017.

In CFY 2012 Baltimore City and Anne Arundel, Baltimore, Harford and Howard Counties completed a new Analysis of Impediments to Fair Housing ("AI"). The AI contained sections specific to each jurisdiction and a section that addressed regional impediments to fair housing. Baltimore City submitted its AI section to HUD on May 17, 2012.

Due to character limitations imposed by the eCon Suite program, the table listing analysis of impediment goals, and the actions taken during CFY 2017 to address these impediments, do not fit in the space available. These tables are found in Appendix I. 5. CR 35 Other Actions at the end of this document.

## CR-40 - Monitoring 91.220 and 91.230

**Describe the standards and procedures used to monitor activities carried out in furtherance of the plan and used to ensure long-term compliance with requirements of the programs involved, including minority business outreach and the comprehensive planning requirements**

**CDBG** -DHCD through its CDBG Office provides a comprehensive review of subrecipient and local government agency performance related to the use of CDBG funds. The primary objective is to ensure compliance with applicable Federal, state and local laws, regulations, policies and procedures and to safeguard against improper use of Federal funds. Program and Financial Compliance Officers are responsible for conducting the necessary monitoring of subrecipients awarded CDBG funding. The primary purpose of the monitoring process is to ensure that all subrecipients are maintaining appropriate documentation to support the applicable CDBG national objective(s) and eligibility category(s) outlined in their agreement. Toward this end, monitoring procedures are designed to focus on contract compliance, compliance with local and federal regulations, soundness of internal controls, eligibility of program costs, program income and allied matters. Once the monitoring is completed, an exit interview is conducted with the agency staff to advise them of the outcome of the monitoring. A written report is mailed to the agency detailing the outcome of the monitoring and requesting the agency to address findings if any.

**HOME** - DHCD provides, through its Office of Project Finance, a comprehensive review of the HOME projects that have benefited from receiving HOME funds. The primary objective of this review is to ensure compliance with applicable federal laws, regulations, policies and procedures and to safeguard against improper use of federal funds. Monitoring policies and procedures have been developed that address compliance with regulatory obligations, eligibility of HOME funded activities and internal management controls. The goals of monitoring are to identify deficiencies and provide corrective measures to improve reinforce or augment program performance in the management and administration of HOME funds.

**HOPWA & ESG** - The Mayor's Office of Human Services through its Homeless Services Office (MOHS) conducts the monitoring of State, local, and Federally funded homeless programs and fiscal activities through site visits and a monthly review of client activity, project utilization, and review of monthly expenditure reports. The purpose of the monitoring is to ensure that agencies receiving funding are in compliance with program rules and regulations. MOHS monitors programs of an agency as a whole including ESG, HOPWA, and six other State and Federal programs. A monitoring checklist, modeled on the one that HUD uses to monitor its grantees, is used in the review process. It is used during the review of documents and to record the status of the operation and any findings. Once the monitoring is completed, an exit interview is conducted with agency staff to advise them of the outcome of the monitoring. A written report is mailed to the agency within sixty days of the monitoring site visit requesting the agency to address any findings within thirty days. If needed, the agency is notified in the letter of the intent to conduct a follow-up site visit.

**Citizen Participation Plan 91.105(d); 91.115(d)**

**Describe the efforts to provide citizens with reasonable notice and an opportunity to comment on performance reports**.

The following notice of the draft CAPER's release was published in the Baltimore Sun on Wednesday November 29, 2017.

CONSOLIDATED ANNUAL PERFORMANCE AND EVALUATION REPORT
FOR THE ESG, HOPWA, HOME, AND CDBG PROGRAMS

The City of Baltimore will release on November 30, 2017 a draft Consolidated Annual Performance and Evaluation Report (CAPER) for the federally funded Emergency Solutions Grants (ESG), Housing Opportunities for Persons With AIDS (HOPWA), HOME Investment Partnership (HOME) and Community Development Block Grant (CDBG) programs. The draft CAPER covers City Fiscal Year 2017 activities – July 1, 2016 through June 30, 2017. The report identifies financial resources received through the ESG, HOPWA, HOME, CDBG programs; describes activities funded through these programs; and assesses the City's success in meeting goals contained in the Consolidated Plan covering the July 2015 through June 2020 time period. Following the public comment period the CAPER will be submitted to the U.S. Department of Housing and Urban Development (HUD) on or about December 18, 2017.

The draft report will be available for review and comment at 417 E. Fayette Street, Room 1101 and on the Baltimore City Department of Housing and Community Development website – *www.DHCD.baltimorehousing.org* – in the Plans and Reports section found in the top center of the home page. Questions and comments concerning the CAPER should be directed to Steve Janes at 410-396-4051 or by e-mail at steve.janes@baltimorecity.gov.

Written comments on the draft CAPER will be accepted until 4:30 p.m. December 15, 2017. A summary of comments received and responses to comments will be submitted to HUD as part of the final document.

Michael Braverman
Commissioner
Baltimore City Department of Housing
and Community Development

No comments concerning the draft CAPER were received.



OMB Control No: 2506-0117 (exp. 06/30/2018)

## CR-45 - CDBG 91.520(c)

**Specify the nature of, and reasons for, any changes in the jurisdiction's program objectives and indications of how the jurisdiction would change its programs as a result of its experiences.**

This CAPER covers the first two of the current Consolidated Plan's five years during which the objectives identified in the Plan were, for the most part, substantially met. Given the relatively successful level of attainment achieved, and uncertain future funding levels for Consolidated Plan programs that, should they occur, would obviate adjustments in program objectives, no changes are currently contemplated. In reaching this conclusion the following elements found in the Self Evaluation section of the old CAPER format were considered.

- ***Are the activities and strategies making an impact on identified needs***
  Yes. During PY 2016 the city's subsidized rental housing inventory increased significantly and, via RAD, more existing units of subsidized affordable housing were rehabbed than in any prior year. Most major redevelopment projects progressed at a steady if not spectactular pace and the long delayed Eager Park in East Baltimore was finally completed. Assistance to low- and moderate-income new home owners had another strong year.

- ***What barriers may have a negative impact on fulfilling the strategies and overall vision***
  The ongoing inability of certain non-profits to adjust to the shrinking availability of subsidy sources and tougher mortgage standards continues to be a barrier to carrying out the strategy of increasing homeownership via rehabilitation or construction of units for low-income households. During the fiscal year the nonprofit with the largest backlog of unbuilt new construction and rehab units did get a financing package approved and expanded the scale of its rehab project and was awarded state funds to help carry it out.

- ***Are any activities or type of activities falling behind schedule***
  In addition to the above referenced CDBG funded homeownership projects, the number of structures demolished during CFY 2017, while exceeding the annual projection, was not enough to make up for the shortfall that occurred in the first year of the current Consolidated Plan. Two years into the Plan period only 23% (924 of 4,000) of projected goal five year goal has been met. This leaves an annual goal of 1,000 demolitions a year for the next three years. A rate of demolition that will be very difficult to achieve, although it is anticipated that there will a considerable increase in annual demolition levels over the next three years. The amount of CDBG funds allocated and expended for this activity has been very limited as compared with other five-year Consolidated Plan periods.

- ***Are grant disbursements timely***
  By and large CDBG disbursements in CFY 2017 were made in a timely fashion during the program year. Under the CDBG program most subrecipient reimbursement requests were reviewed, processed and payment made, from City funds, in less than ten days. Once these payments are reflected in the City accounting system, draws are made through the IDIS and the City funds that have been expended are repaid with CDBG funds. These draws generally occur on a monthly basis.



OMB Control No: 2506-0117 (exp. 06/30/2018)

- ***Are major goals on target***
  While the majority of major CDBG funded annual target goals have been met, or surpassed, after the end of the second year of the current Consolidated Plan, rehabilitation of critical systems in housing occupied by very-low income owner occupant households has faltered. The number of units rehabbed in year two was significantly greater than year one but still well short of the 400 unit average needed per year to meet the five-year goal. It seems unlikely that the five-year goal of 2000 units will be achieved.

**Does this Jurisdiction have any open Brownfields Economic Development Initiative (BEDI) grants?**
Yes

**[BEDI grantees] Describe accomplishments and program outcomes during the last year.**
Two 108 Program funded industrial site redevelopment projects, known as the Warner Street and Montgomery Park 108 Projects, were awarded Brownfields Economic Development Initiative (BEDI) grants in addition to 108 loan funds. Formerly used in conjunction with the 108 program, BEDI grants were designed to assist cities with the redevelopment of abandoned and underused industrial and commercial property by enhancing either the security of the 108 loans or the viability of the projects financed with 108 loans.

The Montgomery Ward project received a BEDI award of $1,000,000 and Warner-Acme $975,000. For both projects, the BEDI grants serve as a reserve 108 loan repayment source in the event that a payment is not made. Once the 108 loans have been entirely repaid, the BEDI funds will be treated as CDBG program income and become part of the City's CDBG program and be expended for CDBG eligible activities. During CFY 2017 the annual principal and interest payments were made on both 108 loans and BEDI funds remained in reserve untouched.



OMB Control No: 2506-0117 (exp. 06/30/2018)

## CR-50 - HOME 91.520(d)

**Include the results of on-site inspections of affordable rental housing assisted under the program to determine compliance with housing codes and other applicable regulations**

Please list those projects that should have been inspected on-site this program year based upon the schedule in §92.504(d). Indicate which of these were inspected and a summary of issues that were detected during the inspection. For those that were not inspected, please indicate the reason and how you will remedy the situation.

During the City's fiscal year (July 1, 2016 – June 30, 2017), forty-seven (47) file inspections were conducted at forty-one (41) properties. Six hundred twenty-seven (627) separate files were inspected. There were zero (0) properties cited for non-compliance. Since Baltimore City conducts inspections based on the calendar year not the fiscal year, twenty-five (25) active HOME projects will have been file inspected after the fiscal year. Approximately Three hundred twenty-five files will be inspected during that time.

The results for the Fiscal Year 2017 Physical Inspections are as follows. For this reporting year, inspections occurred at thirty-eight (38) properties. Of the 38 properties, twenty-five (25) passed their initial inspection and another twelve (12) passed upon re-inspection. There was one (1) property (Holly Lane) cited for non-compliance at that time.

[Due to character limitations imposed by eCon Suite program, detailed inspection lists categorizing physical and file inspections by inspection time period do not fit in the space available. These lists are found in Appendix I.6 CR 50: HOME Grantees.]

**Provide an assessment of the jurisdiction's affirmative marketing actions for HOME units. 92.351(b)**

During the reporting period HOME staff continued to implement the Regulations set forth at 24 CFR 92.351 by referencing the affirmative marketing provisions in all documents and security instruments signed by the Borrowers. The loan document holds the Borrower legally accountable and establishes compliance, which is a condition of receiving HOME funds. Non-compliance triggers default under the terms of the HOME loan. Borrowers participating in a HUD multifamily housing program administered by the Office of Project Finance (OPF) are required to carry out a marketing program to attract prospective tenants of all minority and non-minority groups within the housing market area regardless of race, color, religion, sex, disability, familial status or national origin. During the onsite compliance monitoring, the compliance staff reviews evidence of compliance with the written agreement.

While implementing Baltimore City's HOME Program, several methods are utilized to ensure that all HOME recipients are aware of and comply with Affirmative Marketing Provisions of the Fair Housing Act. Baltimore City's Affirmative Marketing Policy is further described in the Department's Letter of Intent, Commitment Letter, and security instruments for all projects receiving HOME funds.

All Community Housing Development Organizations (CHDO's) and for-profit property managers of HOME-assisted rental projects are required to display the federal FHEO and drug-free workplace signs in areas visible to the public. In addition to any general marketing activities, each rental housing development must carry out an affirmative marketing program. The affirmative marketing efforts are to include but not be limited to groups that, because of the development's location or other factors, are considered 'least likely' to apply for housing at the development. The affirmative marketing program



OMB Control No: 2506-0117 (exp. 06/30/2018)

must also include outreach efforts to all persons with disabilities. In addition, those developments with accessible or adaptable apartments are to include, in their affirmative marketing program, specific outreach efforts to persons with physical disabilities.

Baltimore City continues to monitor affirmative marketing efforts through the annual certification of the project's tenant demographic information and continues to provide training for both for-profit and non-profit developers. Regulatory information is mailed annually to assist owners and property managers in their compliance efforts.

**Refer to IDIS reports to describe the amount and use of program income for projects, including the number of projects and owner and tenant characteristics**

The HOME program began the fiscal year with a balance of $7,936 in program income and collected $1,790,185 from twelve (12) projects (five (5) elderly and seven (7) multifamily). A total of $443,760.88 was used to payout HOME draws in the support of one hundred ninety-five (195) new construction units at North Barclay Green Phase III, Bon Secours Gibbons and Orchard Ridge Phase V. The HOME program has $1,346,424.34 to carry over into FY 17.

**Describe other actions taken to foster and maintain affordable housing. 91.220(k) (STATES ONLY: Including the coordination of LIHTC with the development of affordable housing). 91.320(j)**

The commitment of HOME funds and their mandatory period of affordability is the primary method that the Department of Housing and Community Development/Office of Project Finance uses to foster and maintain affordable housing, but it is not the only method. When available, Baltimore City bond funds are used to fund the construction and rehabilitation of affordable rental and homeownership projects. Empire Homes of Homes of Maryland rehabilitated two (2) homes in the Harwood community for low income individuals with disabilities in part with Bond funds. Comprehensive Housing Assistance Inc. (CHAI) rehabilitated the 16 unit CHAI Falstaff apartments in Park Heights with the help of Bond funds.

The Office of Project has lent its support to three (3) potential LIHTC projects in the last Tax Credit round. The projects are located in choice, distressed and commercial markets throughout Baltimore City including, Greenmount Chase (family), Winans Way (veterans) and Somerset (family). If approved, these projects would provide two hundred twenty-eight (228) affordable housing units for families including, and sixty four (64) units of veteran housing.

The Office of Project Finance continues to support HABC on major public housing redevelopment projects in Barclay, Orchard Ridge, and O'Donnell Heights. The aforementioned Somerset, in the Monument East neighborhood, is a partnership with HABC. Project was partnterd with HABC to fund the construction of 15 of the 60 units at City Arts II in Johnston Square. The 15 units are dedicated to non-elderly disabled residents (12) and Bailey LTA residents (3).

## CR-55 - HOPWA 91.520(e)

**Identify the number of individuals assisted and the types of assistance provided**

Table for report on the one-year goals for the number of households provided housing through the use of HOPWA activities for: short-term rent, mortgage, and utility assistance payments to prevent homelessness of the individual or family; tenant-based rental assistance; and units provided in housing facilities developed, leased, or operated with HOPWA funds.

| Number of Households Served Through: | One-year Goal | Actual |
|---|---|---|
| Short-term rent, mortgage, and utility assistance to prevent homelessness of the individual or family | 100 | 128 |
| Tenant-based rental assistance | 750 | 571 |
| Units provided in permanent housing facilities developed, leased, or operated with HOPWA funds | 98 | 28 |
| Units provided in transitional short-term housing facilities developed, leased, or operated with HOPWA funds | 0 | 47 |
| | | |

**Table 14 – HOPWA Number of Households Served**

### Narrative

- Short-tern rent, mortgage and utility payments:
  Five HOPWA-funded programs, Baltimore County, Carroll County, Chase-Brexton Health Services, Project PLASE and University of Maryland, Baltimore Institute of Virology assisted one hundred twenty-eight (128) HOPWA eligible households to stay in their homes through short-term rental, mortgage and utility assistance funds.

- Rental assistance:
  A total of 750 rental subsidies were planned for persons living with HIV/AIDS across the Baltimore EMSA from the FY 2016 Allocation. 571 households were provided assistance during the year. Five counties in the EMSA have directed the majority of their funds to tenant-based rental subsidies. In most counties, TBRA is administered through the housing agencies. This is consistent with the goals of increasing availability of affordable housing opportunities and housing for the disabled.

- Facility-based housing:
  The goal to create 98 permanent housing units for persons living with HIV/AIDS during FY 2016 was not met. However, 28 permanent housing units and 47 transitional units were utilized during the year through Project PLASE's Permanent and Transitional Housing Programs. Project PLASE, which was anticipated to expand one of its projects was defunded. Twenty-five (25) permanent housing slots would have been designated to serve medically fragile PLWHAs. The City will continue to develop partnerships to expand the resources made available to PLWHAs.



OMB Control No: 2506-0117 (exp. 06/30/2018)

# CR-60 - ESG 91.520(g) (ESG Recipients only)

**ESG Supplement to the CAPER in *e-snaps***

**For Paperwork Reduction Act**

## 1. Recipient Information—All Recipients Complete

**Basic Grant Information**

| | |
|---|---|
| **Recipient Name** | BALTIMORE |
| **Organizational DUNS Number** | 140231759 |
| **EIN/TIN Number** | 526000769 |
| **Indentify the Field Office** | BALTIMORE |
| **Identify CoC(s) in which the recipient or subrecipient(s) will provide ESG assistance** | Baltimore City CoC |

**ESG Contact Name**

| | |
|---|---|
| **Prefix** | Mr |
| **First Name** | Chris |
| **Middle Name** | 0 |
| **Last Name** | Rafferty |
| **Suffix** | 0 |
| **Title** | Deputy Director of Programs, Mayors Office of Human Services |

**ESG Contact Address**

| | |
|---|---|
| **Street Address 1** | 7 E. Redwood Street |
| **Street Address 2** | 0 |
| **City** | Baltimore |
| **State** | MD |
| **ZIP Code** | 21202- |
| **Phone Number** | 4103963757 |
| **Extension** | 0 |
| **Fax Number** | 0 |
| **Email Address** | chris.rafferty@baltimorecity.gov |

**ESG Secondary Contact**

| | |
|---|---|
| **Prefix** | |
| **First Name** | |
| **Last Name** | |
| **Suffix** | |
| **Title** | |
| **Phone Number** | |
| **Extension** | |
| **Email Address** | |

## 2. Reporting Period—All Recipients Complete

| | |
|---|---|
| **Program Year Start Date** | 07/01/2016 |
| **Program Year End Date** | 06/30/2017 |



OMB Control No: 2506-0117 (exp. 06/30/2018)

## 3a. Subrecipient Form – Complete one form for each subrecipient

**Subrecipient or Contractor Name:** ASSOCIATED CATHOLIC CHARITIES
**City:** Baltimore
**State:** MD
**Zip Code:** 21201, 4421
**DUNS Number:**
**Is subrecipient a victim services provider:** N
**Subrecipient Organization Type:** Other Non-Profit Organization
**ESG Subgrant or Contract Award Amount:** 113500

**Subrecipient or Contractor Name:** BALTIMORE
**City:** Baltimore
**State:** MD
**Zip Code:** 21202, 3421
**DUNS Number:** 140231759
**Is subrecipient a victim services provider:** N
**Subrecipient Organization Type:** Unit of Government
**ESG Subgrant or Contract Award Amount:** 126623

**Subrecipient or Contractor Name:** House of Ruth
**City:** Baltimore
**State:** MD
**Zip Code:** 21218, 1627
**DUNS Number:** 145383642
**Is subrecipient a victim services provider:** Y
**Subrecipient Organization Type:** Other Non-Profit Organization
**ESG Subgrant or Contract Award Amount:** 62216

**Subrecipient or Contractor Name:** St. Vincent de Paul of Baltimore
**City:** Baltimore
**State:** MD
**Zip Code:** 21218, 5292
**DUNS Number:** 074929530
**Is subrecipient a victim services provider:** N
**Subrecipient Organization Type:** Other Non-Profit Organization
**ESG Subgrant or Contract Award Amount:** 219459

**Subrecipient or Contractor Name:** Health Care Access Maryland
**City:** Baltimore
**State:** MD
**Zip Code:** 21202, 1535
**DUNS Number:** 111256079
**Is subrecipient a victim services provider:** N
**Subrecipient Organization Type:** Other Non-Profit Organization
**ESG Subgrant or Contract Award Amount:** 426043

**Subrecipient or Contractor Name:** Mercy Medical Center
**City:** Baltimore
**State:** MD
**Zip Code:** 21202, 2102
**DUNS Number:** 074943556
**Is subrecipient a victim services provider:** N
**Subrecipient Organization Type:** Other Non-Profit Organization
**ESG Subgrant or Contract Award Amount:** 92174

**Subrecipient or Contractor Name:** Manna House
**City:** Baltimore
**State:** MD
**Zip Code:** 21218, 5320
**DUNS Number:** 166587006
**Is subrecipient a victim services provider:** N
**Subrecipient Organization Type:** Other Non-Profit Organization
**ESG Subgrant or Contract Award Amount:** 43300

**Subrecipient or Contractor Name:** Salvation Army
**City:** Baltimore
**State:** MD
**Zip Code:** 21230, 3972
**DUNS Number:** 124713343
**Is subrecipient a victim services provider:** N
**Subrecipient Organization Type:** Other Non-Profit Organization
**ESG Subgrant or Contract Award Amount:** 35811

**Subrecipient or Contractor Name:** Health Care for the Homeless
**City:** Baltimore
**State:** MD
**Zip Code:** 21202, 4800
**DUNS Number:** 798562815
**Is subrecipient a victim services provider:** N
**Subrecipient Organization Type:** Other Non-Profit Organization
**ESG Subgrant or Contract Award Amount:** 196550

**Subrecipient or Contractor Name:** Paul's Place
**City:** Baltimore
**State:** MD
**Zip Code:** 21230, 1817
**DUNS Number:** 029198921
**Is subrecipient a victim services provider:** N
**Subrecipient Organization Type:** Other Non-Profit Organization
**ESG Subgrant or Contract Award Amount:** 153930

**Subrecipient or Contractor Name:** Loving Arms, Inc.
**City:** Baltimore
**State:** MD
**Zip Code:** 21217, 3036
**DUNS Number:** 830006081
**Is subrecipient a victim services provider:** N
**Subrecipient Organization Type:** Other Non-Profit Organization
**ESG Subgrant or Contract Award Amount:** 64427

**Subrecipient or Contractor Name:** Strong City Baltimore, Inc.
**City:** Baltimore
**State:** MD
**Zip Code:** 21218, 2405
**DUNS Number:** 089006613
**Is subrecipient a victim services provider:** N
**Subrecipient Organization Type:** Other Non-Profit Organization
**ESG Subgrant or Contract Award Amount:** 154279

## CR-65 - Persons Assisted

### 4. Persons Served

### 4a. Complete for Homelessness Prevention Activities

| Number of Persons in Households | Total |
|---|---|
| Adults | 0 |
| Children | 0 |
| Don't Know/Refused/Other | 0 |
| Missing Information | 0 |
| **Total** | **0** |

**Table 16 – Household Information for Homeless Prevention Activities**

### 4b. Complete for Rapid Re-Housing Activities

| Number of Persons in Households | Total |
|---|---|
| Adults | 0 |
| Children | 0 |
| Don't Know/Refused/Other | 0 |
| Missing Information | 0 |
| **Total** | **0** |

**Table 17 – Household Information for Rapid Re-Housing Activities**

### 4c. Complete for Shelter

| Number of Persons in Households | Total |
|---|---|
| Adults | 0 |
| Children | 0 |
| Don't Know/Refused/Other | 0 |
| Missing Information | 0 |
| **Total** | **0** |

**Table 18 – Shelter Information**

## 4d. Street Outreach

| Number of Persons in Households | Total |
|---|---|
| Adults | 0 |
| Children | 0 |
| Don't Know/Refused/Other | 0 |
| Missing Information | 0 |
| **Total** | **0** |

**Table 19 – Household Information for Street Outreach**

## 4e. Totals for all Persons Served with ESG

| Number of Persons in Households | Total |
|---|---|
| Adults | 0 |
| Children | 0 |
| Don't Know/Refused/Other | 0 |
| Missing Information | 0 |
| **Total** | **0** |

**Table 20 – Household Information for Persons Served with ESG**

## 5. Gender—Complete for All Activities

| | Total |
|---|---|
| Male | 0 |
| Female | 0 |
| Transgender | 0 |
| Don't Know/Refused/Other | 0 |
| Missing Information | 0 |
| **Total** | **0** |

**Table 21 – Gender Information**

## 6. Age—Complete for All Activities

| | Total |
|---|---|
| Under 18 | 0 |
| 18-24 | 0 |
| 25 and over | 0 |
| Don't Know/Refused/Other | 0 |
| Missing Information | 0 |
| **Total** | **0** |

**Table 22 – Age Information**

## 7. Special Populations Served—Complete for All Activities

**Number of Persons in Households**

| Subpopulation | Total | Total Persons Served – Prevention | Total Persons Served – RRH | Total Persons Served in Emergency Shelters |
|---|---|---|---|---|
| Veterans | 0 | 0 | 0 | 0 |
| Victims of Domestic Violence | 0 | 0 | 0 | 0 |
| Elderly | 0 | 0 | 0 | 0 |
| HIV/AIDS | 0 | 0 | 0 | 0 |
| Chronically Homeless | 0 | 0 | 0 | 0 |
| **Persons with Disabilities:** | | | | |
| Severely Mentally Ill | 0 | 0 | 0 | 0 |
| Chronic Substance Abuse | 0 | 0 | 0 | 0 |
| Other Disability | 0 | 0 | 0 | 0 |
| Total (Unduplicated if possible) | 0 | 0 | 0 | 0 |

**Table 23 – Special Population Served**

## CR-70 – ESG 91.520(g) - Assistance Provided and Outcomes

### 10. Shelter Utilization

| | |
|---|---|
| Number of New Units - Rehabbed | 0 |
| Number of New Units - Conversion | 0 |
| Total Number of bed-nights available | 24,090 |
| Total Number of bed-nights provided | 17,979 |
| Capacity Utilization | 74.63% |

**Table 24 – Shelter Capacity**

### 11. Project Outcomes Data measured under the performance standards developed in consultation with the CoC(s)

Shelter Utilization:
Number of Beds- Rehabbed: 0
Number of Beds- Conversion: 0
Total Number of Bed-nights available: 362,445
Total Number of Bed-nights provided: 277,600
Capacity Utilization: 77%

Performance Measures:

Prevention: Baltimore City does not have any performance measures for prevention projects.

Drop-ins: R*eturns to homelessness from permanent housing within 2 years*- The city has not finished programming the report to pull this information and is unable to report the data for this measure at this time.

Outreach: R*eturns to homelessness from permanent housing within 2 years*- **12%**; *Percentage of contacted households that engaged*- **60%**; *Successful placement from Street Outreach*- **45%.**

Emergency Shelters: *Average Length of Stay*- **66 days**; *Percent of person exiting to permanent housing*- **13.96%**; *Returns to homelessness from permanent housing within 2 years*- **11%**; *Increase Earned Income*- **19%** ; *Increase Non-Earned Cash Income*- **33%**; *Increase Total Cash Income*- **37%** ; *Increase Mainstream Benefits*- **15%** ; *Utilization rate of units/Beds for homeless or formerly homeless persons*- **75%**

Rapid Rehousing: *Percent of person exiting to permanent housing* -**82.6%** ; *Returns to homelessness from permanent housing within 2 years*- **10%** ; *Increase Earned Income*- **15%** ; *Increase Non-Earned Cash Income*- **14%**; *Increase Total Cash Income*- **19.8%** ; *Increase Mainstream Benefits*- **28%**



OMB Control No: 2506-0117 (exp. 06/30/2018)

## CR-75 – Expenditures

### 11. Expenditures

### 11a. ESG Expenditures for Homelessness Prevention

| | Dollar Amount of Expenditures in Program Year | | |
|---|---|---|---|
| | **2014** | **2015** | **2016** |
| Expenditures for Rental Assistance | 0 | 0 | 0 |
| Expenditures for Housing Relocation and Stabilization Services - Financial Assistance | 0 | 0 | 0 |
| Expenditures for Housing Relocation & Stabilization Services - Services | 0 | 0 | 0 |
| Expenditures for Homeless Prevention under Emergency Shelter Grants Program | 178,569 | 362,826 | 295,402 |
| **Subtotal Homelessness Prevention** | **178,569** | **362,826** | **295,402** |

**Table 25 – ESG Expenditures for Homelessness Prevention**

### 11b. ESG Expenditures for Rapid Re-Housing

| | Dollar Amount of Expenditures in Program Year | | |
|---|---|---|---|
| | **2014** | **2015** | **2016** |
| Expenditures for Rental Assistance | 0 | 0 | 0 |
| Expenditures for Housing Relocation and Stabilization Services - Financial Assistance | 0 | 0 | 0 |
| Expenditures for Housing Relocation & Stabilization Services - Services | 0 | 0 | 0 |
| Expenditures for Homeless Assistance under Emergency Shelter Grants Program | 396,236 | 303,904 | 383,968 |
| **Subtotal Rapid Re-Housing** | **396,236** | **303,904** | **383,968** |

**Table 26 – ESG Expenditures for Rapid Re-Housing**

### 11c. ESG Expenditures for Emergency Shelter

| | Dollar Amount of Expenditures in Program Year | | |
|---|---|---|---|
| | **2014** | **2015** | **2016** |
| Essential Services | 0 | 0 | 0 |
| Operations | 583,209 | 724,541 | 595,611 |
| Renovation | 0 | 0 | 0 |
| Major Rehab | 0 | 0 | 0 |
| Conversion | 0 | 0 | 0 |
| **Subtotal** | **583,209** | **724,541** | **595,611** |

**Table 27 – ESG Expenditures for Emergency Shelter**

## 11d. Other Grant Expenditures

| | Dollar Amount of Expenditures in Program Year | | |
|---|---|---|---|
| | **2014** | **2015** | **2016** |
| Street Outreach | 111,567 | 110,739 | 174,546 |
| HMIS | 0 | 0 | 0 |
| Administration | 109,694 | 125,555 | 125,624 |

**Table 28 - Other Grant Expenditures**

## 11e. Total ESG Grant Funds

| Total ESG Funds Expended | 2014 | 2015 | 2016 |
|---|---|---|---|
| | 1,379,275 | 1,627,565 | 1,575,151 |

**Table 29 - Total ESG Funds Expended**

## 11f. Match Source

| | 2014 | 2015 | 2016 |
|---|---|---|---|
| Other Non-ESG HUD Funds | 0 | 0 | 0 |
| Other Federal Funds | 0 | 0 | 0 |
| State Government | 1,558,949 | 1,558,949 | 1,558,949 |
| Local Government | 2,938,263 | 3,391,600 | 3,391,600 |
| Private Funds | 0 | 0 | 0 |
| Other | 0 | 0 | 0 |
| Fees | 0 | 0 | 0 |
| Program Income | 0 | 0 | 0 |
| **Total Match Amount** | **4,497,212** | **4,950,549** | **4,950,549** |

**Table 30 - Other Funds Expended on Eligible ESG Activities**

## 11g. Total

| Total Amount of Funds Expended on ESG Activities | 2014 | 2015 | 2016 |
|---|---|---|---|
| | 5,876,487 | 6,578,114 | 6,525,700 |

**Table 31 - Total Amount of Funds Expended on ESG Activities**

# ESG ECart

ESG-CAPER-Reporting-Tool-and-eCart-Gui



OMB Control No: 2506-0117 (exp. 06/30/2018)

# APPENDICES

## I.1. - I.6



OMB Control No: 2506-0117 (exp. 06/30/2018)

# APPENDIX I.1

## *CR-05 - Goals and Outcomes*

### *CR-05 - Goals and Outcomes*

Two major Consolidated Plan activities, major redevelopment areas and fair housing practices, are not specifically quantified in Table I of Section CR – 05. Below is a brief narrative summarizing progress made and actions taken under these initiatives in the past fiscal year.

**I. Major Redevelopment Areas**

**EBDI** – Begun in 2003 this redevelopment plan includes a new early childhood center, a K - 5 elementary school, graduate student housing, a hotel, lab space and commercial facilities. It will have some 700 units of affordable and market rate housing, both new construction and rehabilitated units. Total development costs are anticipated to be $1.8B.

*During CFY 2017 construction on the six acre Eager Park was completed and the park opened to the public. A new office building fitted out with lab space, 1812 Ashland Street, opened. Construction on a 194 room hotel at the southern end of the park neared completion as the fiscal year ended. It will open early in CFY 2018. Also nearing completion were the last of forty-nine new-construction market rate townhomes that began construction in CFY 2016. All of have been sold.*

**ORCHARD RIDGE** – This project involves the new construction of 73 affordable homeownership units and 378 affordable rental units built on former public and FHA housing sites. Started in 2005, it is expected to be completed in the fall of 2019. Five rental and several homeownership phases have been completed. Total Development Cost will be $385,000,000

*During CFY 2017, Orchard Ridge 5, a 65 unit rental development, was completed and opened. It was the final rental project and brings to a close major construction on the redevelopment site.*

**O'DONNELL HEIGHTS-** The current master plan calls for a mixed-income development of approximately 925 units including row homes, two story walk-up flats and a low rise apartment building for senior citizens. The project started in the spring of 2010 and is expected to be completed in the spring of 2019. The first phase of construction, consisting of 76 rental units, was competed in 2016.

During CFY 2017 Phase 1B, an affordable rental project with 68 units , initiated construction. It will be completed in CFY 2018. Planning and financing for the demolition of 74 obsolete and vacant housing units was completed during CFY 2017 with the demolitions slated to start in early CFY 2018.

**BARCLAY** – This project includes the new construction and rehabilitation of 199 rental housing units and 123 homeownership units as well as retail in the Barclay neighborhood. The project started in the spring of 2010 and is slated to be completed in 2018. Two rental phases and several homeownership phases have also been completed. When complete, the project will include 322 units with a Total Development Cost of $90,000,000.

*During CFY 2017 a mixed use scattered site 57 unit rental project was completed. Comprised of mostly new construction row houses, with a sprinkling of rehabs, on 21st and 22nd Streets the project also included 10,000 square feet of community and retail space. Additionally, twelve homeownership units were constructed on East 20th Street and the 150 unit Brentwood RAD project was completed in April 2017.*



OMB Control No: 2506-0117 (exp. 06/30/2018)

**POPPLETON** – The Poppleton redevelopment initiative will replace or redevelop more than 500 vacant properties in a 13.8-acre footprint in west central Baltimore. It will include approximately 1,600 mixed-income, mixed-tenure residential units (1,178 homeownership and 477 rental) with approximately 52,000 square feet of retail and commercial space. Buildout is expected to require between 15-20 years and cost $800 million and 475 rental units.

*During CFY 2017 Phase 1A began construction. The project will create 262 units of rental housing and 17,500 square feet of retail. 52 units will be offered to households earning at or below 50% of the AMI. Poppleton 3, a 32 unit rental project, was completed. A total of 274 new rental units have now been built on the site.*

**PARK HEIGHTS** – This project, the master planning of which began in 2003, involves the revitalization of central Park Heights including the construction of a mixed use, mixed income, mixed tenancy development on a sixty-two acre site. Acquisition of the first 49 acres was completed in CFY 2016, the same year that demolition of dilapidated structures on the site began.

*During CFY 2017 an additional eight acres were acquired and structures along the 4600 to 4800 blocks of Park Heights Avenue were demolished.*

**UPLANDS** – The Uplands redevelopment is located in west Baltimore on a former FHA housing site. The project started in the spring of 2005 and is expected to be completed in the summer of 2019. This project will include 761 units and is expected to cost $235,000,000. When completed, new development will consist of two rental and five homeownership phases on approximately 60 acres. One rental phase of 104 units and two homeownership phases totaling 74 units have previously been completed. Some 60 former residents of the Uplands Apartments are tenants in the new rental units.
*During CFY 2017 43 additional houses for sale to homeowners were constructed.*

**CENTRAL WEST BALTIMORE** – Originally conceived as a HUD Choice neighborhood site, the project was not awarded a Choice implementation grant. During CFY 2016 it was however awarded tax credits for a 90 unit rental development that was to begin construction during CFY 2017.
*No construction took place during CFY 2017.*

**PERKINS** – This project entails the full redevelopment of the Perkins Homes public housing development as well as the redevelopment and revitalization of the adjacent Washington Hill and Dunbar Broadway neighborhoods.
*During CFY 2017 the planning phase of the project continued. The City and HABC intend to apply for the Choice Neighborhoods Implementation Grant in November of 2017.*

**OLD TOWN/SOMERSET -** The Baltimore Development Corporation (BDC) and the Housing Authority of Baltimore City requested proposals for a mixed-use, mixed-income development project in the Oldtown community. Following an RFP process a development team was selected and given exclusive negotiating privileges.
*No final award was made during CFY 2017 and construction has not yet begun.*



OMB Control No: 2506-0117 (exp. 06/30/2018)

## II. Fair Housing Practices

The current Consolidated Plan identifies the implementation of fair housing practices to ensure that all populations are provided the opportunity to have access to affordable and decent housing throughout Baltimore City as one of its strategic priorities. These practices, and the actions taken to advance them during CFY 2017, include:

- Continuing to use HABC's MTW status to be the conduit to fund the Baltimore Regional Mobility Program being implemented by the Baltimore Regional Housing Partnership pursuant to the Thompson Settlement Agreement;

**Actions Taken:** During CFY 2017 the Housing Authority of Baltimore City (HABC), using its MTW status, continued to be the conduit for funding the Baltimore Regional Mobility Program being implemented by the Baltimore Regional Housing Partnership (BRHP). As a result, 390 families in the BRHP program initially leased units with mobility vouchers during the period July 1, 2016 through June 30, 2017.

- Participating in the implementation of a pilot regional project based voucher program, subject to HUD approval;

**Actions Taken:** In FY 2016, HABC, the Housing Commission of Anne Arundel County, the Baltimore County Office of Housing, the Harford County Department of Housing and Community Development and the Howard County Housing Commission (collectively the Baltimore metropolitan area PHAs), BRHP, and the Baltimore Metropolitan Council (BMC) submitted a proposal to HUD for three years of funding to create a new Regional Project-Based Voucher (PBV) program in the Baltimore area. HUD approved the proposal and awarded three years of funding in the amount of $550,000. The Regional PBV program includes funding for an educational effort regarding successful affordable housing in high opportunity areas. BMC, in collaboration with the Baltimore metropolitan area PHAs, prepared a request for proposals (RFP) to be issued in conjunction with 2016 Maryland Department of Housing and Community Development (DHCD) Low Income Housing Tax Credit (LIHTC) round. As a result of this RFP, 16 vouchers were awarded to Dorsey Overlook, LLLP, in FY 2017 which is a new mixed-income development in Ellicott City. BMC and the Regional PBV Program issued a second RFP on May 8, 2017. Like the 2016 RFP, it applied to new construction and substantial rehabilitation projects. However, unlike the 2016 RFP, it is no longer linked to the LIHTC process. Responses were not due until after June 30, 2017.

- Exploring strategies for creating an inclusionary housing requirement that will result in the creation of affordable housing in opportunity areas throughout the region;

**Actions Taken:** An Inclusionary Housing Task Force was created by the Baltimore City Council during CFY 2016 in preparation for efforts to revise Baltimore's inclusionary housing law. The task force helped draft a bill to modify the existing inclusionary housing law. This bill was introduced early in CFY 2017 but did not make it out of committee during the year and efforts to revive the Bill are currently moribund.

- Participating in the implementation of the Regional Action Steps that resulted from the Baltimore Region Analysis of Impediments to Fair Housing.

**Actions Taken:** Baltimore City and HABC are active participants in the Baltimore Regional Fair Housing Group (the Group), which consists of representatives of Baltimore City and Anne Arundel, Baltimore,

Harford and Howard Counties. The Group continued to meet monthly with the Housing Policy Coordinator at BMC to coordinate implementation of the 2012 Regional Fair Housing Action Plan. The following lists steps taken in implementing the Regional Action Steps:

- ✓ Six Baltimore metropolitan area public housing agencies (PHAs), including HABC, the Baltimore Regional Housing Partnership (BRHP), and the Baltimore Metropolitan Council (BMC) issued the first request for proposals (RFP) in CFY 2017 for the new Baltimore Regional Project-Based Voucher (PBV) Program. The RFP was linked to Maryland's Low Income Housing Tax Credit (LIHTC) process. As a result of this RFP, 16 vouchers were awarded to Dorsey Overlook, LLLP, which is a new mixed-income development in Ellicott City.
- ✓ BMC created a new web page on its website, which describes the new Regional PBV Program. http://baltometro.org/community-planning/baltimore-regional-project-based-voucher-program
- ✓ BMC staff spoke with 14 affordable housing developers and 35 multifamily property owners to obtain feedback on the 2016 RFP.
- ✓ BMC and the Regional PBV Program issued a second RFP on May 8, 2017. Like the 2016 RFP, it applied to new construction and substantial rehabilitation projects. However, unlike the 2016 RFP, it is no longer linked to the LIHTC process.
- ✓ Five county-level jurisdictions, including Baltimore City, four PHAs, and BMC signed a new Baltimore Region Rental Home Affordability Preservation Policy in November 2016, which creates a Regional Affordability Preservation Task Force. The Task Force held its first meeting on April 12, 2017.
- ✓ BMC refined its affordable housing database with LIHTC information from the Maryland Department of Housing and Community Development (DHCD) and data from local jurisdictions and PHAs.
- ✓ The Baltimore Regional Fair Housing Group continued to monitor the DHCD allocation of LIHTC. While the share of 9% LIHTC awarded to family projects in the Baltimore region opportunity areas increased sharply in the 2017 round, from 15% to 69%, the overall Baltimore-area share of statewide tax credits awarded decreased sharply, from 68% to 35%. Rural jurisdictions that contain 15% of Maryland's low income population received 54% of the tax credits awarded in the 2017 round.
- ✓ The Baltimore Regional Fair Housing Group, working with fair housing and disability stakeholders, suggested edits to DHCD multifamily development forms and applications designed to make DHCD's affirmative fair housing marketing requirements clearer to LIHTC applicants and awardees. Suggestions should also improve MdHousingSearch.org as an online housing search tool for low-income families and an affirmative fair housing marketing tool for developers, jurisdictions, and PHAs.
- ✓ BMC began outreach, including dialogue with Enterprise Community Partners, to use the results of their recent housing-messaging research to create "story of us" materials regarding high opportunity communities that include affordable housing.

- Participating in the implementation of the Opportunity Collaborative Regional Housing Plan;

**Actions Taken:** BMC continued to convene meetings of Housing Committee, which was established to oversee the preparation of the Opportunity Collaborative Regional Housing Plan. As a member of the Group, Baltimore City actively participated in these meetings, which provide a routine opportunity for interaction and cooperation among stakeholders regarding implementation of the Regional Housing Plan.

- Creating units that meet federal accessibility standards for persons with mobility and/or hear vision disabilities;

**Actions Taken:** During the reporting period, fifteen units that meet the Uniform Federal Accessibility Standards (UFAS) for wheelchair accessibility were created to be occupied by residents of and applicants for HABC public housing who need the features of the units. Twelve additional UFAS units were created in affordable housing projects that may be occupied by persons who meet the income eligibility requirements and need the features of the units. Thus, a total of 27 affordable UFAS units were created during the reporting period. HABC installs hearing vision modifications to its units upon request from residents for such modifications.

- Creating units for NEDs that are not concentrated and that are located in stable communities with various amenities;

**Actions Taken:** During the reporting period, 35 units were created for NEDs.

- Helping to fund a coordinator's position at the Baltimore Metropolitan Council and participating in efforts to implement a regional project based voucher program.

**Actions Taken:** The Group members and BMC signed an MOU to continue coordination for FY 2016, 2017, and 2018. The Group jurisdictions doubled their CDBG contributions to fund the coordination through BMC.

# APPENDIX I.2

***CR-15 - Resources and Investments***

***CR-15 - Resources and Investments 91.520(a) –***

**Identify the resources made available**

**Expenditures by Program/ Funding Source in Support of CFY 2017 Annual Action Plan (AAP) Activities**

| Program/ Funding Source | Projected Allocation Amounts in the CFY 2017 AAP | Actual Expenditures |
|---|---|---|
| CDBG | $19,819,736 | $20,750,614 |
| HOME | $3,319,414 | $2,908,787 |
| HOPWA | $8,331,845 | $3,271,942 |
| ESG | $1,688,313 | $1,168,763 |
| **Formula Grant Program Totals** | **$33,159,308** | **$28,100,106** |
| | | |
| COC | $17,830,461 | $13,625,632 |
| GENERAL FUNDS | $14,500,000 | $18,749,849 |
| LIHTC | $142,862,500 | $75,719,323 |
| Section 8 | $184,967,529 | $204,000,000 |
| State Social Services Over Night Shelter | $314,128 | $314,128 |
| General Obligation Bond Funds | $10,100,000 | $9,614,125 |
| Nonprofit Operating Leverage | $36,828,000 | $45,537,393 |
| State Capital Demolition | $2,500,000 | $4,708,009 |
| State/Service Linked Housing | $163,954 | $149,604 |
| Mortgage Funds Leveraged via DHA | $29,629,000 | $34,425,617 |
| **Other Fund Totals** | **$439,695,572** | **$406,843,680** |
| **Formula Grant and Other Fund Total** | **472,854,880** | **434,943,786** |



OMB Control No: 2506-0117 (exp. 06/30/2018)

## Geographic distribution and location of investments

**Narrative**

The geographic location of activities funded through the four Consolidated Plan programs are displayed on the maps on the following pages.

The first map utilizes the latest *Low and Moderate Income Summary Data* (LMISD) made available to grantees from HUD. The data is based on the 2006 – 2010 American Community Survey (ACS) which is a statistical survey conducted by the U.S. Census Bureau that samples a percentage of the population every year to provide updated community information.

Activities provided during FY17 are displayed against a background of census tracts, colored yellow, where at least 51% of the population had incomes that were 80% or less of an adjusted regional household median income. For the city in its entirety, the overall low/mod percentage is 61.9% (371,795 persons). Of the 200 census tracts that make up Baltimore City, 152 had at least 51% moderate/low-income households.

As shown in Map I, most of the Consolidated Plan activities were within predominantly low-moderate income areas. Those that were not were primarily scattered in the north, northeast and downtown harbor areas.

The data identifies many of the locations where Consolidated Plan formula grant funds were expended for capital projects, provision of services and operating support. The type of activity, by formula program, associated with each legend symbol is as follows:

**CDBG (blue square):**

Identifies the administrative locations of non-profit subrecipients and governmental entities that provide a wide range of CDBG funded housing and social service activities. The number of blue squares equates with organizational location, not the number of activities carried out. Many organizations undertake multiple activities at a given site. Additionally, many activities – housing rehab, boarding of abandoned properties, landscaping of vacant lots - are carried out away from the administrative location and are not represented by the blue squares.

The majority of these administrative locations are found within the geographic center of the city. All but a few are in low- and moderate-income areas.

**ESG (red star)**

Identifies the locations of eleven facilities that provide services to the homeless. All receive Emergency Solutions Grant (formerly Emergency Shelter Grant) funds. All but two are located through the middle of the city from south Baltimore to Barclay. The majority are within a mile of the inner harbor. All but one are in low- or moderate-income areas.

**HOPWA (fuchsia square)**

Identifies the locations of seven facilities providing housing and supportive services for person with AIDS within Baltimore City. All but one are located on a north-south axis running through the middle of the city, primarily in downtown and mid-town. All are in low- or moderate-income areas.



OMB Control No: 2506-0117 (exp. 06/30/2018)

While these facilities account for a significant amount of HOPWA expenditures, the majority of funds are spent on rental payments to private landlords. For reasons of confidentiality, addresses associated with these rent payments are not available for mapping. Based on descriptions from a HOPWA administrator, these properties are distributed throughout the city, with the majority found in low- and moderate-income areas.

**CDBG Homeownership (green square)**
Identifies the location of properties purchased by first time homebuyers that received CDBG down payment assistance through Baltimore Housing. These locations are dispersed throughout the city with the exception of north Baltimore. 78% of these properties are located in low-and moderate-income areas.

**CDBG Rehab (red circle)**
Identifies the location of owner occupied properties that received rehabilitation loans from Baltimore Housing. These locations are dispersed throughout the city with the highest number of loans in the eastern and western sections of the city. The majority of loans (89%) were in low/mod areas.

**HOME (yellow circle)**
Identifies the location of the two HOME funded projects completed during CFY 2017. The projects include: Bon Secours Gibbons Apartments where 80 units of affordable rental units were newly constructed and Mulberry at Park Apartments where, 68 units of affordable rental units were newly constructed. Both projects are located within low- or moderate-income areas.



OMB Control No: 2506-0117 (exp. 06/30/2018)

Map I
Low / Moderate Income Areas
July 1, 2016 - June 30, 2017

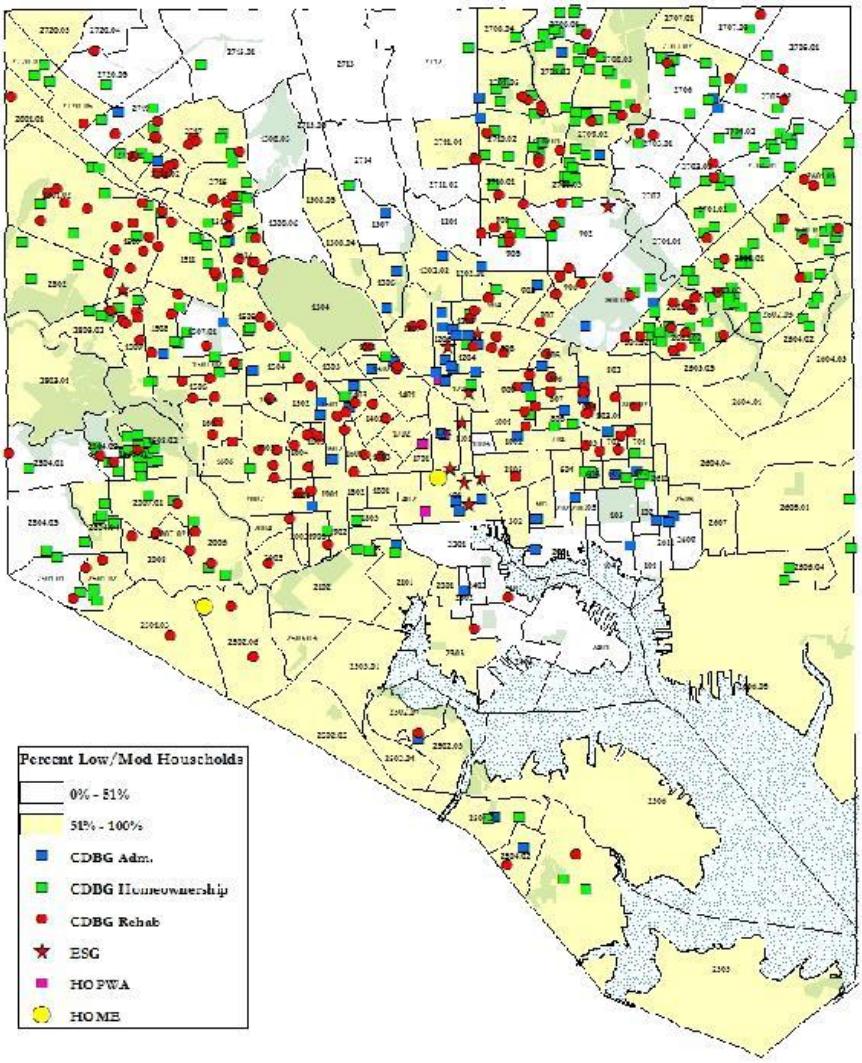

While the background of Map I (above) shows low-and-moderate income census tracts, the background of Map II on the following page shows *residential census block groups* that are categorized by their Housing Market Typology.

The 2014 Housing Market Typology is a classification scheme that uses housing data variables and a process called cluster analysis to categorize Baltimore's residential housing market. Cluster analysis is a statistical technique that groups data that are relatively similar to each other while simultaneously maximizing dissimilarities with data from other groupings. For the Typology, the data was aggregated to census block groups, a level of geography that generally ranges from five to ten city blocks.

Data variables used for the Typology include: median sales price, vacant house notices, foreclosure filings, owner occupancy rates, unit density, and sales price variation. The Typology was jointly developed by The Reinvestment Fund, Baltimore City DHCD and the Baltimore City Department of Planning. The initial typology was created in 2005 and has been modified and updated every three years. The Typology categorizes most residential areas of the city into one of five "Market Typologies": Regional Choice, Middle Market Choice, Middle Market, Middle Market Stressed, and Stressed. Census blocks with fewer than five residential sales are not assigned to any of these five categories.

The characteristics of the five typologies are as follows:

**Regional Choice**
Neighborhoods in the Regional Choice market category, such as Bellona Gittings, Cedarcroft, Evergreen, Locust Point, Homeland, Keswick and Guilford, represent competitive housing markets with high owner-occupancy rates and high property values in comparison to all other market types. Foreclosure, vacancy and abandonment rates are low. Market interventions are not necessary in the Regional Choice market, but basic municipal services such as street maintenance are essential to maintaining these markets.

**Middle Market Choice**
Neighborhoods in the Middle Market Choice category, such as Brewers Hill, Dickeyville, East Arlington, Original Northwood, Hampden, Lauraville, Ridgely's Delight, Ten Hills, and Upper Fells Point, have housing prices above the City's average with strong ownership rates, and low vacancies, but with slightly increased foreclosure rates. Modest incentives and strong neighborhood marketing should keep these communities healthy, with the potential for growth.

**Middle Market**
Neighborhoods in the Middle Market category, such as Bayview, Eastwood, Greenmount West, Heritage Crossing, Kenilworth Park, and Woodbourne Heights, have median sales values above the City's average, as well as high homeownership rates. These markets experienced higher foreclosure rates when compared to higher value markets, with slight population loss. Interventions are geared toward aggressive code enforcement, in an effort to move vacant buildings as quickly as possible to rehabilitation, which in turn supports existing homeowners. Significant portions of the Middle Market spectrum are covered by Streamlined Code Enforcement.

**Middle Market Stressed**
Neighborhoods in this category, such as Belair-Edison, Saint Helena, Garwyn Oaks, Lakeland, Union Square, and Winston-Govans, have slightly lower home sale values than the City's average, and have not shown significant sales price appreciation. Vacancies and foreclosure rates are high, and the rate of population loss has increased in this market type, according to the 2010 Census data. These

communities often have under-appreciated assets such as historic housing stock, significant park spaces and choice locations that can serve as building blocks for future revitalization efforts.

**Stressed Market**

These neighborhoods, which include Broadway East, Franklin Square, Gay Street, Penn-North, Rosemont, and Shipley Hill, have experienced significant deterioration of the housing stock. This market category contains the highest vacancy rates and the lowest homeownership rates, compared to the other market types. It also has experienced some of the most substantial population losses in the City during the past decade. Comprehensive housing market interventions should be targeted in this market category, including site assembly, tax increment financing, and concentrated demolition to create potential for greater public safety and new green amenities. Support for stable residential blocks is also necessary.

Against this background of housing market types, Map II shows the location of the two HOME funded rental housing projects that were completed during the fiscal year. One, Mulberry at Park, is located near the center of downtown Baltimore. The other is located in the southwestern section of the city on the site of the former Cardinal Gibbons High School. Known as Bon Secours Gibbons Apartments, it sits on a large parcel surrounded by institutional neighbors including Saint Agnes Hospital and Archbishop Keough High School and, to the west and south by Middle Market and Middle Market Stressed residential areas. Mulberry at Park is in an area that had fewer than five residential sales in the 2012 – 2014 period but is surrounded by primarily Middle Market Choice residential areas.



OMB Control No: 2506-0117 (exp. 06/30/2018)

Map II
New Affordable Housing Projects
Financed with HOME Funding by Housing Typology
July 1, 2016 - June 30, 2017

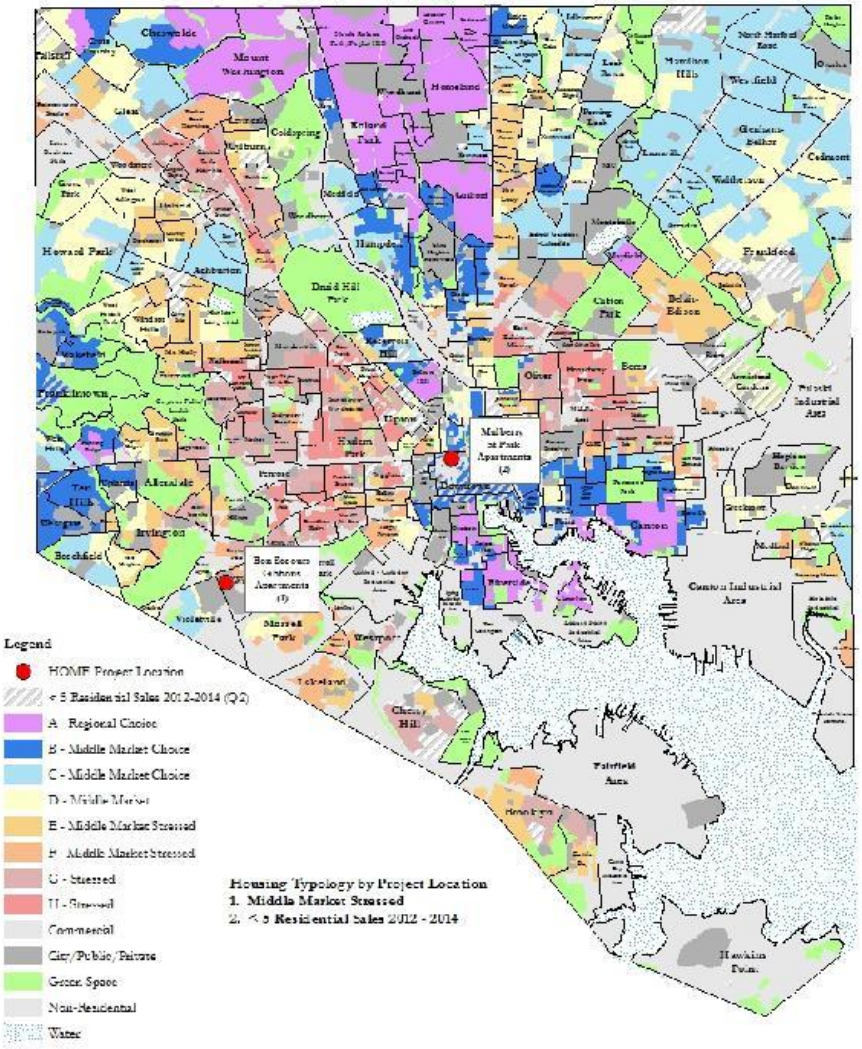

# APPENDIX I.3

## *CR-20 - Affordable Housing*

CR-20 - Affordable Housing 91.520(b)
Narrative Information

Efforts Taken to Address Worst Case Needs
Worst case housing needs as defined by HUD include: low-income renter households who pay more than half their income for rent, those who live in seriously substandard housing (including the homeless) and those who have been involuntarily displaced.

**I.** Low-Income Severely Cost Burdened Renter Households
Tables 7 and 30 of the 2015 – 2020 Consolidated Plan find that slightly more than 26% of all renters in Baltimore City are severely cost burdened. (Severely cost burdened households pay more than 50% of income for housing. All tables referenced are populated with HUD CHAS data based on 2007 – 2011 American Community Survey data unless otherwise noted.) 80% of these households - 25,300 of 31,780 – are households earning 30% or less of Area Median Income (AMI). Most of the remaining burdened households (5,395 of 6,330) earn 31 - 50% of AMI. The City seeks to address the housing needs of these households by lowering or eliminating their rental costs through the creation and maintenance of subsidized housing units; the provision of Public Housing units and providing rental payments through the Housing Choice Voucher (HCV) program.

During Federal program year 2016, 117 units of HOME assisted rental housing were added to the subsidized housing inventory for households earning 0 – 50% of AMI. Forty-six of these units serve households earning less than 30% of AMI, 76 households in the 31 – 50% AMI range.

At the end of the program year there were slightly less than 7,000 occupied public housing units. The decline of over 1,100 occupied public housing units from that reported in last year's CAPER is due to almost 1,200 units being transferred from the Housing Authority of Baltimore City to new owners through the Rental Assistance Demonstration program. There were also 12,784 tenant based housing vouchers in use in Baltimore City as the program year ended. The overwhelming number of households served through public housing and the HCV program have incomes in the 0 – 30% of AMI range.

II. Substandard Housing
Table 37 of the 2015 – 2020 Consolidated Plan finds that over 53% of occupied residential units (127,272 of 238,959) in Baltimore City were built before 1950. The age of the housing stock in combination with thousands of households with incomes too low to adequately maintain these units (see Section I. above) leaves Baltimore with a significant number of seriously substandard housing units. Substandard conditions are found in both rental and owner occupied units.

The latter accounts for thousands of substandard units, although the exact count is unknown as there is little in the way of inspection data for owner occupied units. There are almost 16,000 units with severely cost burdened owners with incomes below 80% of AMI. This includes over 4,000 elderly households with incomes 0 – 30% of AMI. (Consolidated Plan; Table 10.) Some 60% of owners live in pre-1950 housing, a rate markedly greater than that of renters. (Consolidated Plan; Table 37.) This combination of cost burdened owners, particularly those that are elderly, in aged housing creates the circumstances for substandard conditions. Further, the owner occupied universe does not generally undergo housing quality inspections as is common for tens of thousands of rental properties annually.



OMB Control No: 2506-0117 (exp. 06/30/2018)

Efforts to address substandard conditions during Federal program year 2016 included using CDBG resources, often in combination with State of Maryland capital resources, to support the rehabilitation of 283 primarily owner occupied residences. One hundred and eighty-two of the households served (64%) had income of less than 30% of AMI; 61 households (31%) were between 31 and 50% of AMI.

To help preserve the existing subsidized rental housing stock – much of this inventory was developed over twenty-five years ago – the City supports the Housing Authority of Baltimore City's (HABC) participation in the Rental Assistance Demonstration (RAD) program. During program year 2016 six RAD properties with a total of 1,197 units completed rehabilitation under their new owners. These rehabs were not funded with Consolidated Plan resources but with a mix of federal funds, private debt and LIHTC funds.

**III. Individuals Who Have Been Involuntarily Displaced**

Baltimore Housing's Relocation Office expended $8,039,235 in General funds, City Bond funds and Video Lottery Terminal funds for the relocation of 155 residential households, 19 businesses and 11 mixed use facilities during the fiscal year beginning July 1, 2016 and ending June 30, 2017.

There were many reasons for the relocation of these households and businesses including the initiation of new construction projects; rehabilitation of existing properties and preparation of property sites for future development. Displaces received counseling and individuals who were displaced from Section 8 housing were issued written guarantees to assure their return to comparable units. Each family was advised of the maximum replacement housing payment to which it was entitled prior to displacement.



OMB Control No: 2506-0117 (exp. 06/30/2018)

# APPENDIX I.4

## CR-30 – PUBLIC HOUSING

**CR-30 - Public Housing 91.220(h); 91.320(j)**

The following tables summarize actions taken to improve resident services and the physical condition of public housing. The first two tables compare the projected and actual numbers of individuals and families served during FY 2017. The third table summarizes repairs and improvements made to public housing during the fiscal year and compares the anticipated and actual costs of these repairs.

**Residents Served in Economic Self-Sufficiency Programs FY 2017**

| Service Program Area | Served | | |
|---|---|---|---|
| **Employment Services**<br><br>People Accessing Continued Employment (**PACE**) | | **Projected** | **Actual** |
| | Enrollment Total # Served | 350 | 405 |
| | Employment Services | 700 | 702 |
| | *Job Placements | 250 | 137 |
| | Average Hourly Wage | $10.00 | $11.09 |
| **Youth Services** | | **Projected** | **Actual** |
| | *Training | 100 | 1 |
| | *Job Placements | 65 | 20 |
| | Average Hourly Wage | $10.00 | $10.87 |
| **Family Self-Sufficiency** | | **Projected** | **Actual** |
| | **Total families Served** | **525** | **632** |
| | Graduates | 30 | 24 |
| | New Escrow Accounts | 35 | 48 |
| | Home Ownership Education Sessions Attended | 30 | 47 |
| | Financial Literacy Management Education Sessions Attended | 40 | 44 |
| | Job Training | 50 | 6 |

Residents Served in Support Service Programs FY 2017

| Service/Program Area | Projected # Residents Served | Actual # Served |
|---|---|---|
| Service Coordination Enrollments | 900 | 1410 |
| Service Referrals | 1800 | 3583 |
| Congregate Housing Services Program | 25 | 25 |
| Our House Early Head Start program | 57 | 104 |
| Pre and Post Occupancy Training | 500 | 517 |
| Youth Services | 250 | 1478 |

*Training and job placement goals were not met due to staff shortages which resulted in a lack of Job Development Specialists (JDS) to help engage prospective employees with the local job market. This change as FY 2017 came to an end and the Office of Resident Services (ORS) added two experienced job developers, trained the existing job developers, and made internal processing changes to verify job



OMB Control No: 2506-0117 (exp. 06/30/2018)

placements within 15 days of employment offer in an effort to capture data as it occurs. Each JDS is aware that they have monthly goals for job placement, employer engagement, and skills training opportunities.

During FY 2017 the HABC spent a total $33,264,847 on physical improvements to public housing at some fifteen developments and numerous scattered site locations as well as on creating UFAS units and procuring architectural and engineering services. The following table summarizes these capital activities.

| Year of Funding Award | Development Name | Description of Work | Original MTW Planned Spending July 1, 2016 - June 30, 2017 | MTW Actual Spending July 1, 2016 - June 30, 2017 | Comments |
|---|---|---|---|---|---|
| FFY 14, 15, 16 | Latrobe Homes | Erosion Control, Maintenance Shop Relocation and Improvements/Development of Training Facility, Preventive Maintenance of Heating System, Elevator Improvements in Community Building, Replace Lighting with LED Fixtures, Caulk, Expansion Joint Replacement and Repaint Parapet Wall Roof Decks, Gas Piping Survey and Mapping, Storm Water Mitigation, Vacancy Renovations | $1,007,237 | $1,753,239 | Extraordinary Vacancy Renovation work and Preventive Maintenance for the Heating System were added to the FY 17 Capital Plan. Maintenance Shop Improvements were completed in FY16. Development of the Training Facility and Gas Pipe Survey and Mapping will be completed in FY18. Energy Saving Light Fixtures will be installed under the next EPC Program. Storm Water Mitigation was delayed as funding was to be provided with private resources. Actual expenses are reflected. |

| | | | | | |
|---|---|---|---|---|---|
| FFY 14, 15, 16 | McCulloh Homes | Replace Electrical Closet Doors, Replace Hollow Core Elevator Access Doors with Solid Core Doors and Frames, Vacancy Renovations, Install Isolation Valves/Traps/Strainers and Controls in Crawlspaces, Site Work, Window Replacement, Master Planning | $575,000 | $2,497,590 | Extraordinary Vacancy Renovation work and Installation Isolation Valves/Traps/Strainers and Controls in Crawlspaces were added to the FY 17 Capital Plan. No Emergency Window Replacements. Master Planning was reprogrammed to conduct an authority-wide Portfolio Assessment update. Actual expenses are reflected. |
| FFY 14, 15, 16 | Perkins Homes | Site Modifications, Vacancy Renovation, Replace Lighting with LED Fixtures, Storm Water Mitigation, Replace Underground Sewer and Storm Water Piping | $60,000 | $2,104,480 | Extraordinary Vacancy Renovation work was added to the FY 17 Plan. Emergency Repairs were required to the Underground Sewer Lines and were also added to the Plan. Energy Saving Light Fixtures will be installed under the next EPC Program. Storm Water Mitigation was delayed pending availability of private resources. Actual expenses are reflected. |
| FFY 14, 15, 16 | Poe Homes | Wireless Electrical Submetering System, Site Modifications, Pipe Survey and Mapping, Security Cameras and Lighting | $649,227 | $565,942 | Pipe Survey and Mapping will be completed in FY18. Actual expenses are reflected. |

| | | | | | |
|---|---|---|---|---|---|
| FFY 14, 15, 16 | Douglass Homes | Site Modifications, Electrical Distribution Upgrades, Replace Kitchen Cabinets and Counters, Replace Bathroom Fixtures, Replace Interior Doors, Repair, Prep and Paint Interior Walls, Install Sump Pumps, Caulking Windows, Doors and Repaint Lintels at Maintenance Shop, Vacancy Renovation | $4,601,380 | $895,793 | Design issues delayed the construction of the Electrical Distribution System; work is scheduled to be completed in calendar year 2018. The installation of Sump Pumps will also be completed in calendar year 2018. Funding for the replacement of Kitchen Cabinets, Counters, Bathroom Fixtures, and Painting of Interior Walls was reprogrammed to the Agency's Vacancy Renovation Program. These items were completed under the vacancy renovation contracts. Actual expenses are reflected. |
| FFY 14, 15, 16 | Gilmor Homes | Site Modifications, Replace Exposed Rebar, Renovations to Management and Maintenance Offices, Install Fencing, Replace Lighting with LED Fixtures, Install Heating Convectors, Install Filtration System for Heating, Renovate Community Building, Storm Water Mitigation, Underground Storage Tank , Vacancy Renovations | $1,475,000 | $4,846,791 | Extraordinary Vacancy Renovation work and Installation of New Heating Convectors were added to the FY 17 Capital Plan. Energy Saving Light Fixtures will be installed under the next EPC Program. Actual expenses are reflected. |
| FFY 14, 15, 16 | O'Donnell Heights | Phase 1 B - 68 Rental Units - O'Donnell Heights Key's Point | $4,726,973 | $4,621,551 | Construction is approximately 65% complete. All work scheduled to be completed in FY 18. Actual expenses are reflected. |

| | | | | | |
|---|---|---|---|---|---|
| FFY 14, 15, 16 | O'Donnell Heights | Emergency Repairs, Gas Pipe Survey and Mapping, Vacancy Renovation | $135,000 | $493,556 | Extraordinary Vacancy Renovation work added to the FY 17 Capital Plan. Gas Pipe Survey and Mapping has been deleted as a result of redevelopment efforts. Actual expenses are reflected. |
| FFY 14, 15, 16 | Cherry Hill | Electrical Infrastructure, Site Modifications, Roof Replacement (MD 2-12 and MD 2-17), Install Filtration System for Heating, Replace Lighting with LED Fixtures, Tree Trimming, Erosion and Drainage Analysis, Preventive Maintenance of Heating System, Vacancy Renovation work, Install new Mulch at Playgrounds | $3,857,240 | $2,815,172 | Extraordinary Vacancy Renovation work, Mulching at Playground Areas and Preventive Maintenance of Heating System were added to the FY 17 Capital Plan. Unanticipated delays occurred with the Roof Replacement; this will be completed in FY 18. Energy saving light fixtures will be installed under the next EPC program. Actual Expenditures are reflected. |
| FFY 14, 15, 16 | Brooklyn Homes | Site Modifications, Replace Lighting with LED Fixtures, Replace Kitchen Cabinets and Counters, Vacancy Renovation Work | $465,000 | $935,114 | Funding for the replacement of Kitchen Cabinets and Counters was reprogrammed to the Agency's Vacancy Renovation Program. These items were completed under the vacancy renovation contracts. Actual expenses are reflected. Energy Saving Light Fixtures will be installed under the next EPC Program. Actual expenses are reflected. |

| | | | | | |
|---|---|---|---|---|---|
| FFY 14, 15, 16 | Mt. Winans/ Westport | Replace Lighting with LED Fixtures, Erosion Control, Waterproof Basements, Vacancy Renovation work | $342,350 | $228,306 | Extraordinary Vacancy renovation work added to the FY 17 Capital Plan. Energy Saving Light Fixtures will be installed under the next EPC Program. Waterproofing work scheduled to be completed in FY 18. Actual expenses are reflected. |
| FFY 14, 15, 16 | McCulloh Homes RAD | Design & Engineering for Boiler Plant at McCulloh Homes and RAD Conversion - Utility Separation (Management & Maintenance Office Relocation / Office Telecommunications) | - | $165,115 | As a result of the RAD conversion for this property , it was necessary to separate the utilities involving the high rise and low rise buildings. Work started in FY16 and completed in FY17. Actual expenditures are reflected. |

| | | | | | |
|---|---|---|---|---|---|
| FFY 14, 15, 16 | Rosemont/Dukeland | Repair, Prep, and Paint Interior Walls, Replace Kitchen Cabinets and Counters, Replace Lighting with LED Fixtures, Replace Exterior Doors, Replace Exterior Handrails, Replace Furnaces, Replace Gas Piping, A & E Services for Flooring, Site Modifications, Renovate Tenant Council Space, Vacancy Renovation work | $3,128,708 | $421,130 | Funding for the replacement of Kitchen Cabinets, Counters, and Painting of Interior Walls was reprogrammed to the Agency's Vacancy Renovation Program. These items were completed under the vacancy renovation contracts. Site Modifications were originally planned to be completed in FY 16 but were actually completed in FY 17. Energy Saving Light Fixtures will be installed under the next EPC Program. Design issues have delayed the start of the Gas Pipe Replacement project. It is anticipated that this work will begin in FY 18. The replacement of Exterior Doors, Exterior Handrails, and Furnaces were reprogrammed to FY18. Actual expenses are reflected. |
| FFY 14, 15, 16 | Van Story Branch (West Twenty) | Modernization (RAD) | $1,000,000 | | Funds were originally set aside to provide gap financing for the RAD conversion of this building. It was anticipated that needed elevator repairs would be completed under the RAD conversion. Delays in the closing for this building, are requiring HABC to take immediate action to repair the elevators. A contract has been let for these repairs. Work is expected to be completed in FY 18. |

| | | | | | |
|---|---|---|---|---|---|
| FFY 14, 15, 16 | Somerset Extension | Modernization (RAD), Repair Water Leak | $2,277,420 | $120,423 | These funds were set aside to provide gap financing for the RAD conversion of this property. The closing was delayed, but was approved by HUD in August of 2017. We anticipate a financial closing in FY 18. Emergency repairs were required to repair a water leak. Actual expenditures are reflected. |
| FFY 14, 15, 16 | Hollander Ridge | Redevelopment for Replacement Housing (potential RAD) | $9,799,077 | | The redevelopment project incurred unexpected delays. Project will begin in FY 18. |
| FFY 14, 15, 16 | Midtown | Replace Steel Doors, Replace Pad Mounted Condenser and Gas Water Heater | $117,873 | | Work is expected to be completed in FY 18. |
| FFY 14, 15, 16 | Uptown Apartment | Replace Pad Mounted Condenser and Gas Water Heater | $67,490 | | Work is expected to be completed in FY 18. |
| FFY 14, 15, 16 | Stricker Street | Replace Windows | $50,655 | | Work is expected to be completed in FY 18. |
| FFY 14, 15, 16 | Bailey -New Construction UFAS Units | Bailey - New Construction (3 UFAS Units) | $1,300,000 | $861,076 | Planned expenses overestimated. Work expected to be completed in FY 18. Actual expenses reflected. |
| FFY 14, 15, 16 | Thompson 22 | Weatherization | - | $79,574 | Work was substantially completed in FY 16 but some expenses were incurred in FY 17. |



OMB Control No: 2506-0117 (exp. 06/30/2018)

| | | | | | |
|---|---|---|---|---|---|
| FFY 14, 15, 16 | Scattered Sites | Roof Replacement, Vacancy Renovation, Basement Waterproofing, Window Replacement, Painting, Replace Lighting with LED Fixtures, Physical Needs Assessments, Replace Hollow Core Elevator Access Doors with Solid Core Doors and Frames, Site Modifications, Replace Circuit Breaker Panels | $1,812,483 | $903,827 | Roofing, Basement Waterproofing, Window Replacement, and Painting are annual on-going programs for the scattered site units. Some planned funding will be reprogrammed to FY 18 to address authority wide vacancy renovations. The next EPC program may address the installation of energy efficient lighting pending available funds. Work was completed on the replacement of elevator access doors at the scattered site UFAS units. Site Modifications and circuit breaker panels were also replaced at Spencer Gardens. Actual expenses are reflected. |
| FFY 14, 15, 16 | Douglass, Dukeland, Oswego, Mt. Winans, Spencer Gardens, Carey House, Scattered Sites | Install New Programmable/Fixed Set-Point Thermostats for Apartments and EMCS Upgrades (ECM) | $46,509 | | Work will be completed under the next EPC Program. |
| FFY 14, 15, 16 | Central Office | Office Reconfiguration | - | $97,196 | Office renovations required as a result of changes in administration. Actual expenses are reflected. |

| | | | | | |
|---|---|---|---|---|---|
| FFY 14, 15, 16 | Authority-Wide | Kitchen Cabinets, Bathroom, Windows, Electrical, Mechanical, Non-Dwelling Structures, Vacancy Renovation (Contingency) | $612,151 | | Funds were reprogrammed to the Agency's Vacancy Renovation Program and reallocated based on actual expenses per development. |
| FFY 14, 15, 16 | Authority-Wide | Submetering Maintenance and Service | $30,000 | $9,520 | Planned expenses overstated. Actual expenses are reflected. |
| FFY 14, 15, 16 | Authority-Wide | Install Efficient Lighting in Tenant Apartments and Common Areas, Install Electric Sub meters for apartments, Install Low Flow Faucet Aerators in Tenant Apartments and Common Areas, Install Energy Star Refrigerators. Stoves and Water Heaters (ECM) | $185,903 | | Work will be completed under the next EPC Program. |
| FFY 14, 15, 16 | AHI | Affordable Home Ownership (Baltimore Regional Housing Partnership) | $2,977,975 | $646,239 | Planned expenses overstated. Project will continue in FY18. Actual expenses are reflected. |
| FFY 14, 15, 16 | Authority-Wide | Consulting Fees - Environmental, Memberships and Dues, Training, RAD | $405,381 | $742,110 | Planned expenses understated. Actual expenses are reflected. |
| FFY 14, 15, 16 | Authority-Wide | ELA Program and Development of Non-Elderly Disabled Units, Vacancy Renovations of NED's units | - | $92,494 | Work was substantially completed in FY 16 but some expenses incurred in FY 17. |
| FFY 14, 15, 16 | Authority-Wide | Management Improvements - IT Software and related costs | - | $134,397 | Work was substantially completed in FY 16 but some expenses incurred in FY 17. |
| FFY 14, 15, 16 | AMP's | RAD Subsidy | $1,633,530 | $516,417 | Some Developments closed later than anticipated. Funds reprogrammed to FY18. Actual expenses are reflected. |

| | | | | | |
|---|---|---|---|---|---|
| FFY 14, 15, 16 | Central Office | Technical Salaries and Benefits | $1,389,954 | $893,884 | Planned expenses overstated. Actual expenses are reflected. |
| FFY 14, 15, 16 | Central Office | Non-Technical Salaries and Benefits | $2,397,595 | $1,383,885 | Planned expenses overstated. Actual expenses are reflected. |
| FFY 14, 15, 16 | Resident Services | Resident Meetings and Services | $9,000 | $6,060 | Planned expenses overstated. Actual expenses are reflected. |
| FFY 14, 15, 16 | Central Office | Legal Fees | - | $141,004 | Legal Fees were unanticipated for FY 17. Actual expenses are reflected. |
| FFY 14, 15, 16 | Central Office | Operating, Sundry, Equipment, Audit and Overhead Expenses | $547,683 | $714,420 | Planned expenses understated. Actual expenses are reflected. |
| FFY 14, 15, 16 | Central Office | Debt Service-1st phase EPC | $3,578,094 | $3,578,542 | Actual expenses are reflected. |
| | | **GRAND TOTAL** | **$51,261,889** | **$33,264,847** | |

# APPENDIX I.5

## CR-35 –OTHER ACTIONS

**CR-35 - Other Actions 91.220(j)-(k); 91.320(i)-(j) (Continued)**

**Identify actions taken to overcome the effects of any impediments identified in the jurisdictions analysis of impediments to fair housing choice. 91.520(a)**

| |
|---|
| **Goal 1: Establish over-arching fair housing policy to establish a foundation for affirmatively furthering fair housing** |
| **Task 1:** Prepare and adopt a formal policy with a clearly stated commitment to affirmatively further fair housing. |
| **Status: Baltimore Housing's statement setting forth its commitment to affirmatively furthering fair housing has been developed and placed on the Baltimore Housing website.** |
| **Task 2:** Establish selection criteria for proposed HOME activities giving preference to projects that expand the supply of affordable rental housing in opportunity areas as identified in the City's typology map. |
| **Status: The Baltimore Housing NOFA that is issued when HOME money is available includes a threshold category under which projects must meet two of five possible public policy goals. One of the goals is that the project is located in a regional choice, middle market choice, or middle market area on the City's typology map.** |
| **Goal 2: Increase access to City programs for persons with limited English proficiency.** |
| **Task:** Complete four factor analysis of needs and language access plan according to HUD's LEP guidance. |
| **Status: Baltimore City conducted an analysis and determined that the languages spoken by 5% of the population or 1,000 individuals are French, Spanish, Chinese, Russian and Korean. To provide access to services for persons with limited English proficiency, the City has contracted with a language interpretation service and a language translation service. City staff was trained on how to access these services. In addition, the City has translated a number of documents that are available in its Intranet web site.**<br>**Given that HABC is in Baltimore City and serves the residents of Baltimore City, it is relying on the City's analysis of languages spoken. HABC has also contracted with a language interpretation service and a language translation service. HABC staff received training on how to access these services during this reporting period. Decisions about which documents to translate are made on a case by case basis.**<br>**During fiscal year 2017, the Baltimore City Department of Housing & Community Development (DHCD) and HABC operated under the umbrella name of Baltimore Housing. Baltimore Housing's Intranet web site, which was used by both HABC staff and DHCD staff, included a quick link to LEP resources. By clicking on this link, staff had access to the Language ID Card, the Over-the-Phone Interpretation Language List and the Language Interpretations Services Available Poster.**<br>**A three minute video Baltimore Housing created to educate staff on the steps to take to serve LEP individuals was on the Baltimore Housing Intranet web site with the other LEP information so that staff may watch the video at any time.** |
| **Goal 3: Ensure that members of the protected classes are represented on appointed volunteer boards.** |
| **Task 1:** Survey current board members on a voluntary basis to document race, gender, ethnicity and disability status<br>**Status: Baltimore City developed a survey in fiscal year 2015 to document that members of the protected classes are represented on appointed volunteer boards. The survey was distributed to the members of the appointed volunteer boards. Because completion of the survey was voluntary, not all of the board members completed the survey. However, based on the surveys received, members of protected classes are represented on the boards. Another survey was not conducted in fiscal year 2017.**<br>**Task 2:** Affirmatively recruit protected class members to fill vacancies on appointed boards and commissions.<br>**Status: Baltimore City actively seeks protected class members to fill vacancies on appointed boards and commissions as is reflected by the membership of the boards.** |
| **Goal 4: Increase the supply of housing affordable to households below 80% MHI specifically in opportunity areas.** |



OMB Control No: 2506-0117 (exp. 06/30/2018)

**Task:** Create affordable housing through a number of strategies including, but not limited to, the Vacants to Value program, neighborhood reinvestment projects and the inclusionary housing ordinance.

**Status: In CFY 2017, the City and its non-profit and private sector partners created, using HOME and other resources, 148 new units of rental housing (46 of the units are occupied by households earning 30% of AMI or less, 71 of the units are occupied by households earning between 31 and 50% of AMI, 31 of the units are occupied by households earning between 51 and 80% of AMI). HOME program funds assisted, through two new construction projects, in the production of all of these units. Both projects had diverse funding sources with HOME funds accounting for a little over 4% of total funding.**

**In carrying out Goal 1, Task 2 above, opportunity areas were defined as Regional Choice, Middle Market Choice and Middle Market areas on the 2014 Housing Market Typology. Mulberry at Park is in a Regional Choice neighborhood of Mt. Vernon. The other project, Bon Secours Gibbons, is located on the campus of the former Cardinal Gibbons High School, which is in the Distressed neighborhood of Wilhelm Park.**

**The locations of these HOME funded developments have been mapped against the 2014 Housing Market Typology. This map is found at the end of this section of the CAPER.**

**Goal 5: Expand the availability of housing options for persons with disabilities.**

**Task 1:** After HABC completes creating all 755 UFAS units required by the Bailey consent decree, HABC should determine the need for accessible housing and then develop strategies for creating units to meet the need, taking into account funding availability.

**Status: HABC has not completed the creation of the 755 UFAS units required by the Bailey Consent Decree. When HABC is nearing completion of the required number of UFAS units, it will assess whether there is a need for additional accessible housing and, if there is, identify strategies for creating additional UFAS units with the decreasing resources that are available.**

**Task 2:** Contingent upon funding availability, provide project based vouchers to developers who create accessible units funded with tax credits and/or HOME funds.

**Status: Until the State of Maryland abolished the requirement that developers seeking tax credit applications obtain a letter for support from the jurisdiction in which the proposed units were to be built, Baltimore Housing required that developers who wanted support for their tax credit applications agree to make 10% of the total units that they create fully UFAS compliant. After the requirement for a support letter was eliminated, Baltimore Housing continued to impose the 10% UFAS requirement on developers seeking HOME funds until its 2015 NOFA. With respect to the UFAS units that are being created as a result of the NOFAs issued before 2015, Baltimore Housing ensures the long term affordability of the UFAS units created by developers that exceed 5% of the total number of units by subsidizing the excess UFAS units with project based vouchers. The owners/managers of these excess UFAS units are required to occupy them with residents on HABC's reasonable accommodation transfer waiting list and with applicants on HABC's public housing waiting list who need the features of a UFAS unit.**

**Task 3:** Continue to maintain a current list of landlords with accessible units to offer a high level of assistance to persons with disabilities

**Status: HABC uses Go Section 8 as the mechanism for landlords to list units available for rental. HABC encourages landlords to identify any accessible features that are in their units through its monthly landlord orientation sessions and via periodic mailings to landlords. HABC is also identifying units created through the tax credit program that are UFAS compliant or meet the Fair Housing Act accessibility requirements because tax credit projects may not reject applicants solely because they have a voucher.**

**The parties to the Bailey Consent Decree agreed to use the approximately $95,000 remaining from a fund created pursuant to the Bailey Consent Decree to pay for reasonable accommodation modifications in units leased by participants in HABC's Housing Choice Voucher Program (HCVP). A procurement was conducted to select a contractor to perform the reasonable accommodation modification services and a contractor was selected. During the period July 1, 2016 through June 30, 2017, accessibility modifications were made in eleven units leased by participants in HABC's HCVP through this program.**

**Goal 6: Review and/or restructure the existing process for receiving, investigating and recording housing discrimination complaints.**

| |
|---|
| **Task 1:** Evaluate the role of the Community Relations Commission relative to its responsibility to process complaints, in light of budgetary limitations. Refer persons filing fair housing complaints whose claims are covered by Maryland's Fair Housing law to the Maryland Commission on Human Relations. |
| **Status: The Community Relations Commission, which is now the Office of Civil Rights and Wage Enforcement, receives a very small number of housing discrimination cases annually. The majority of the fair housing complaints are filed with Maryland Commission on Civil Rights and the US Department of Housing and Urban Development.** |
| **Goal 7: Amend policy and program documents to affirmatively further fair housing.** |
| **Task 1:** Amend draft ordinance to remove undue restrictions on group homes. |
| **Status: The ordinance was not drafted during CFY 2017.**<br>**Task 2:** Prepare a written policy that encompasses the Site and Neighborhood Selection requirements at 24 CFR 983.6 |
| **Status: The City is complying with the HOME regulations that call for Site and Neighborhood Standards to be reviewed for every new construction HOME development. The Standards are reviewed in accordance with the 24 CFR 983.6 and the City does not feel that a policy statement would augment the process in a meaningful way.** |
| **Task 3:** In each year's CAPER, map the addresses of all new affordable housing projects financed with formula grant funds to depict their location relative to the City's typology map. |
| **Status: The new affordable housing projects financed with formula grant funds are displayed across the Housing Typology map in this CAPER.** |
| **Goal 8: Mitigate the extent to which mortgage loan denials and high cost lending disproportionately affect minorities.** |
| **Task 1:** Continue to engage HUD certified counselors to target credit repair education through advocacy organizations that work with minority populations.<br>**Status: Baltimore City's DHCD continues to support Saint Ambrose Housing Aid Center and Neighborhood Housing Services of Baltimore, to provide a range of housing counseling activities. These two agencies serve all neighborhoods of the City, providing long-term financial and credit repair counseling as well as homeownership counseling. Both agencies have high percentages of minority clients and are HUD certified.** |
| **Task 2:** Continue to facilitate home ownership education and outreach with particular attention to members of the protected classes.<br>**Status: DHCD, using CDBG funds, helped support ten housing counseling agencies and its own Office of Homeownership during CFY 2017. The housing counseling agencies are geographically dispersed and most operate in neighborhoods with large minority populations. Of the Four Thousand Three Hundred and Seven (4307) households that received housing counseling, 65% were African Americans. In addition, DHCD supported with general funds the Live Baltimore Home Center, which promotes homeownership in Baltimore City through special events, incentives and home tours. The Office of Homeownership managed the CDBG Homeownership Program for families at or below 80% of area median income. Of the 390 low and moderate income households, that received down payment assistance, some Three Hundred and Thirty (85%) were African American; Forty-One (11%) were white; One was American Indian and four were African American & White. A majority of the clients served by the CDBG homeownership program and the housing counseling agencies are minorities. Finally HABC, with DHCD support, operated the Housing Choice Voucher Homeownership Program serving predominantly minority families at very low income levels.**<br>**Task 3:** Determine whether an organization exists with the experience needed to conduct mortgage lending testing based on race and ethnicity.<br>**Status: Baltimore Neighborhoods Incorporated (BNI) is the principal non-profit organization in Baltimore City with the mission of promoting fair housing enforcement. BNI investigates complaints of discrimination based on loan terms. If BNI determines that there may be systemic discrimination occurring, it refers the complaint to HUD. BNI also conducts real estate sales testing in response to complaints it receives and, if there is a loan component to the property being sold, BNI will investigate whether the loan terms are offered equitably. In addition, during the education and outreach sessions that BNI conducts, it alerts consumers that if they believe that they may have been the victims of mortgage lending discrimination, they may contact BNI.** |

**Baltimore Region Fair Housing Accomplishments**

In addition to addressing the above Action Steps that resulted from the Baltimore City AI, Baltimore City and HABC participated with Anne Arundel, Baltimore, Harford and Howard Counties (Baltimore City and Anne Arundel, Baltimore, Harford and Howard Counties are collectively referred to as the Baltimore Regional Fair Housing Group), which continued to meet monthly to coordinate implementation of the 2012 Regional Fair Housing Action Plan, in the following activities to affirmatively further fair housing:

FY 2017 Highlights

- Six Baltimore metropolitan area public housing agencies (PHAs), including the Housing Authority of Baltimore City (HABC), the Baltimore Regional Housing Partnership (BRHP), and the Baltimore Metropolitan Council (BMC) issued the first request for proposals (RFP) in 2016 for the new Baltimore Regional Project-Based Voucher (PBV) Program. The RFP was linked to Maryland's Low Income Housing Tax Credit (LIHTC) process. As a result of this RFP, 16 vouchers were awarded to Dorsey Overlook, LLLP, which is a new mixed-income development in Ellicott City.
- BMC created a new web page on its website, which describes the new Regional PBV Program. http://baltometro.org/community-planning/baltimore-regional-project-based-voucher-program
- BMC staff spoke with 14 affordable housing developers and 35 multifamily property owners to obtain feedback on the 2016 RFP.
- BMC and the Regional PBV Program issued a second RFP on May 8, 2017. Like the 2016 RFP, it applied to new construction and substantial rehabilitation projects. However, unlike the 2016 RFP, it is no longer linked to the LIHTC process.
- Five county-level jurisdictions, including Baltimore City, four PHAs, and BMC signed a new Baltimore Region Rental Home Affordability Preservation Policy in November 2016, which creates a Regional Affordability Preservation Task Force. The Task Force held its first meeting on April 12, 2017.
- BMC refined its affordable housing database with LIHTC information from the Maryland Department of Housing and Community Development (DHCD) and data from local jurisdictions and PHAs.
- The Baltimore Regional Fair Housing Group continued to monitor the DHCD allocation of LIHTC. While the share of 9% LIHTC awarded to family projects in the Baltimore region opportunity areas increased sharply in the 2016 round, from 15% to 69%, the overall Baltimore-area share of statewide tax credits awarded decreased sharply, from 68% to 35%. Rural jurisdictions that contain 15% of Maryland's low income population received 54% of the tax credits awarded in the 2016 round.
- The Baltimore Regional Fair Housing Group, working with fair housing and disability stakeholders, suggested edits to DHCD multifamily development forms and applications designed to make DHCD's affirmative fair housing marketing requirements clearer to LIHTC applicants and awardees. Suggestions should also improve MdHousingSearch.org as an online housing search tool for low-income families and an affirmative fair housing marketing tool for developers, jurisdictions, and PHAs.
- BMC helped facilitate an October 2016 Columbia Association-sponsored visit by Oak Park (IL) Regional Housing Center executive director, Rob Breymaier, and then supported work by interested Howard County stakeholders to create a committee to explore creation of a Columbia Housing Center modelled on Oak Park's.
- BMC began outreach, including dialogue with Enterprise Community Partners, to use the results of their recent housing-messaging research to create "story of us" materials regarding high opportunity communities that include affordable housing.

- BMC and the Baltimore metropolitan area PHAs designed a new booklet for voucher briefings to present basic information on porting rights of voucher holders and differing policies among PHAs regarding bedroom size and interim reporting.
- BMC and the Baltimore Regional Fair Housing Group held discussions with Baltimore Neighborhoods, Inc. (BNI) about the paired testing that it conducts and developed a new reporting form in order to track the testing results, specifically any follow-up testing that is conducted, more effectively. The goal is to reach conclusive determinations regarding discrimination in rental housing and in housing sales.
- The housing-transportation collaboration continued through a briefing of the Housing Committee in October 2016 by then-MTA planning director Kevin Quinn regarding the proposed BaltimoreLink bus line changes, which was followed by discussion.
- The Baltimore Regional Fair Housing Group consulted with Metro Washington Council of Governments (Wash COG) and Atlanta Regional Commission regarding conducting a regional Assessment of Fair Housing (AFH) under the new HUD affirmatively furthering fair housing rule.
- BMC and representatives of the Baltimore Regional Fair Housing Group participated with Kansas City, Chicago and Minneapolis- St. Paul in the Community of Practice on Regional Housing Solutions. The Brookings Institution convenes this group periodically to explore innovative ways to increase and diversify the supply of housing options in higher opportunity and priority reinvestment areas.
- The Housing Committee continued to meet and be a routine opportunity for interaction and cooperation among stakeholders regarding implementation of Fair Housing Action Plan.

# APPENDIX I.6

## CR-50 – HOME Grantees

**HOME Properties Physically inspected from July 1, 2016 to June 30, 2017**

| IDIS # | ACTIVITY ADDRESS | HOME UNITS | Sample | Inspection Date |
|---|---|---|---|---|
| 121 | GALLAGHER MANSION | 40 | 8 | 8/11/2016 |
| 1607 | PARK HEIGHTS APARTMENTS | 84 | 16 | 2/22/2017 |
| 1692 | WALKER COOP | 76 | 16 | 8/18/2016 |
| 2224 | CARRINGTON HOUSE | 29 | 6 | 8/25/2016 |
| 2327 | BON SECOURS LIBERTY | 84 | 16 | 7/29/2016 |
| 2620 | PAKVIEW @ COLDSPRING | 23 | 5 | 2/21/2017 |
| 3406 | BON SECOURS SMALLWOOD SUMMIT | 89 | 18 | 6/9/2017 |
| 3425 | AHEPA SENIOR HOUSING | 56 | 11 | 8/19/2016 |
| 3429 | HARLEM GARDENS SENIOR APARTMENTS | 10 | 3 | 6/19/2017 |
| 3431 | BROADWAY HOMES | 84 | 16 | 2/28/2017 |
| 3797 | WOODBOURNE WOODS | 71 | 14 | 7/25/2016 |
| 4056 | BON SECOURS CHESAPEAKE | 29 | 6 | 4/25/2017 |
| 4132 | CLARE COURT | 30 | 6 | 5/8/2017 |
| 4460 | LESTER MORTON COURT | 11 | 3 | 4/19/2017 |
| 4859 | VENABLE II AT STADIUM PLACE | 73 | 14 | 5/8/2017 |
| 4922 | NEW SHILOH SENIOR VILLAGE | 80 | 16 | 7/6/2016 |
| 5654 | CASON ARMS APARTMENTS | 48 | 10 | 7/29/2016 |
| 5656 | HOLLY LANE APARTMENTS | 24 | 5 | 8/25/2016 |
| 5660 | SERENITY PLACE | 19 | 4 | 3/13/2017 |
| 5662 | ALCOTT PLACE | 44 | 8 | 6/7/2017 |
| 6345 | ORCHARD RIDGE RENTAL III | 77 | 15 | 8/16/2016 |
| 6533 | JOHN MANLEY HOUSE | 30 | 6 | 7/7/2016 |
| 6661 | UPLANDS RENTAL I | 77 | 15 | 6/16/2017 |
| 6667 | POPPLETON II | 111 | 22 | 3/1/2017 |
| 6943 | UNION ROWE APARTMENTS | 72 | 14 | 8/23/2016 |
| 7184 | 1512 MT, ROYAL AVENUE | 5 | 5 | 10/13/2016 |
| 7412 | BARCLAY II | 69 | 14 | 6/15/2017 |
| 7414 | O'DONNELL HEIGHTS TOWNHOMES | 75 | 15 | 8/24/2016 |
| 7416 | OLIVER RENTAL 1A | 11 | 4 | 4/21/2017 |
| 7626 | MANOR SOUTH | 90 | 18 | 3/21/2017 |
| 7641 | ORCHARD RIDGE IV | 64 | 12 | 8/16/2016 |
| 7654 | POPPLETON III | 32 | 6 | 3/1/2017 |
| 7863 | PENN SQUARE II | 60 | 12 | 3/2/2017 |



OMB Control No: 2506-0117 (exp. 06/30/2018)

**HOME Properties not scheduled for Physical Inspection in 2016 (2 year inspection cycle)**

| IDIS # | ACTIVITY ADDRESS | HOME UNITS |
|---|---|---|
| 39 | REFUGE TERRACE | 2 |
| 160 | MONESTARY GARDENS | 11 |
| 2675 | COLLINGTON -18 | 18 |
| 3820 | BAKER STREET STATION | 10 |
| 5840 | JENKINS HOUSE | 22 |
| 5995 | COLLINGTON SQUARE MEN'S OXFORD HOUSE | 7 |
| 6095 | THE CALVERTON | 14 |
| 6941 | DAYSPRING PROGRAMS | 22 |
| 6946 | CARROLLTON HOUSE | 6 |
| 7185 | 2301 N. CHARLES STREET | 7 |
| 7642 | WEINBERG FAMILY CENTER | 18 |
| 7644 | ASHBURTON APARTMENTS | 24 |

**HOME Properties Physically inspected after June 30, 2017**

| IDIS # | ACTIVITY ADDRESS | HOME UNITS | Sample |
|---|---|---|---|
| 58 | LANDMARK APARTMENTS | 58 | 12 |
| 152 | EVERALL GARDENS | 69 | 14 |
| 159 | BOWLEY'S GARDENS VILLA | 78 | 16 |
| 199 | JOHNSTON SQUARE APARTMENTS | 44 | 9 |
| 3010 | OAKS AT LIBERTY | 74 | 15 |
| 4130 | EDNOR APARTMENTS | 25 | 5 |
| 4528 | PRINTER'S SQUARE | 30 | 6 |
| 5653 | COLEMAN MANOR APARTMENTS | 49 | 10 |
| 5657 | LAKEWOOD APARTMENTS | 96 | 19 |
| 5696 | ORCHARD RIDGE RENTAL- I | 80 | 16 |
| 5818 | EDNOR GARDENS II | 81 | 16 |
| 5850 | ORCHARD RIDGE RENTAL II | 20 | 4 |
| 5996 | CHAPEL GREEN | 48 | 10 |
| 6940 | M ON MADISON | 74 | 15 |
| 7178 | LILLIAN JONES APARTMENTS | 74 | 15 |
| 7183 | GREENS AT IRVINGTON MEWS | 100 | 20 |
| 7388 | RENAISSANCE GARDENS | 60 | 12 |
| 7413 | FELLS POINT STATION | 34 | 7 |
| 7650 | BENET HOUSE | 101 | 20 |

**HOME Properties FILE INSPECTED from July 1, 2016 to June 30, 2017**

| IDIS# | Property | # of HOME Units | # of Files Inspected | Inspection Date |
|---|---|---|---|---|
| 58 | LANDMARK APARTMENTS | 58 | 12 | 7/20/2016 |
| 121 | GALLAGHER MANSION | 40 | 8 | 5/12/2017 |
| 152 | EVERALL GARDENS | 69 | 14 | 7/7/2016 |
| 152 | EVERALL GARDENS | 69 | 14 | 6/27/2017 |
| 159 | BOWLEY'S GARDEN VILLA | 78 | 16 | 7/26/2016 |
| 1607 | PARK HEIGHTS PLACE | 84 | 16 | 7/25/2016 |
| 1607 | PARK HEIGHTS PLACE | 84 | 17 | 4/20/2017 |
| 1692 | WALKER AVE | 76 | 16 | 7/26/2016 |
| 1692 | WALKER AVE | 76 | 15 | 4/26/2017 |
| 2224 | CARRINGTON HOUSE | 30 | 6 | 8/18/2016 |
| 2327 | BON SECOURS LIBERTY | 85 | 18 | 8/30/2016 |
| 3010 | OAKS AT LIBERTY | 74 | 15 | 7/11/2016 |
| 3406 | BON SECOURS SMALLWOOD SUMMIT | 89 | 18 | 6/30/2017 |
| 3425 | AHEPA | 56 | 11 | 4/10/2017 |
| 3431 | BROADWAY OVERLOOK | 84 | 16 | 7/28/2016 |
| 3797 | WOODBOURNE WOODS | 71 | 14 | 4/13/2017 |
| 4056 | BON SECOURS CHESAPEAKE | 29 | 6 | 6/20/2017 |
| 4130 | EDNOR APARTMENTS | 25 | 5 | 9/20/2016 |
| 4528 | PRINTERS SQUARE | 30 | 6 | 12/20/2016 |
| 4859 | VENABLE II | 73 | 14 | 9/22/2016 |
| 4922 | BON SECOURS NEW SHILOH | 80 | 16 | 7/19/2016 |
| 5654 | CASON ARMS | 48 | 10 | 6/22/2017 |
| 5657 | LAKEWOOD BEREA | 100 | 20 | 8/23/2016 |

| | | | | |
|---|---|---|---|---|
| 5662 | ALCOTT PLACE | 44 | 8 | 9/15/2016 |
| 5662 | ALCOTT PLACE | 44 | 9 | 4/18/2017 |
| 5696 | ORCHARD RIDGE I | 100 | 20 | 9/27/2016 |
| 5818 | EDNOR II | 85 | 18 | 9/20/2016 |
| 5850 | ORCHARD RIDGE RENTAL II | 20 | 4 | 9/27/2016 |
| 6534 | ORCHARD RIDGE III | 77 | 15 | 9/29/2016 |
| 6667 | POPPLETON II | 111 | 22 | 10/6/2016 |
| 6940 | M ON MADISON | 74 | 15 | 7/12/2016 |
| 6943 | UNION ROWE | 72 | 14 | 6/6/2017 |
| 7178 | LILLIAN JONES | 74 | 15 | 7/13/2016 |
| 7183 | THE GREENS AT IRVINGTON MEWS | 100 | 20 | 9/13/2016 |
| 7183 | THE GREENS AT IRVINGTON MEWS | 100 | 20 | 4/19/2017 |
| 7388 | RENAISSANCE GARDENS | 60 | 12 | 7/18/2016 |
| 7388 | RENAISSANCE GARDENS | 60 | 12 | 5/9/2017 |
| 7413 | FELLS POINT STATION | 34 | 7 | 6/15/2017 |
| 7414 | O'DONNELL HEIGHTS | 75 | 16 | 7/14/2016 |
| 7416 | TRF OLIVER RENTAL PHASE 1A | 11 | 2 | 6/13/2017 |
| 7626 | MANOR SOUTH SENIOR APARTMENTS | 90 | 18 | 9/1/2016 |
| 7626 | MANOR SOUTH SENIOR APARTMENTS | 90 | 18 | 6/8/2017 |
| 7641 | ORCHARD RIDGE RENTAL PHASE IV | 64 | 13 | 9/29/2016 |
| 7642 | WEINBERG FAMILY CENTER | 18 | 4 | 10/3/2016 |
| 7644 | ASHBURTON APARTMENTS | 24 | 5 | 4/7/2017 |
| 7650 | BENET HOUSE APARTMENTS | 101 | 20 | 9/7/2016 |
| 7654 | POPPLETON PHASE III APARTMENTS | 32 | 6 | 4/12/2017 |
| 7863 | PENN SQUARE II | 61 | 12 | 4/17/2017 |

**HOME Properties not scheduled for File Inspection in 2017 (2 year inspection cycle)**

| IDIS # | Property Name | # of HOME Units |
|---|---|---|
| 39 | REFUGE HOUSING | 2 |
| 160 | MONESTARY GARDENS | 11 |
| 2224 | CARRINGTON HOUSE | 29 |
| 2620 | PARKVIEW AT COLDSPRING | 23 |
| 3429 | HARLEM GARDENS | 10 |
| 3820 | BALT. STATION AKA BRIGHT HOPE HOUSE | 10 |
| 4130 | EDNOR APARTMENTS | 25 |
| 4460 | LESTER MORTON COURT | 11 |
| 5656 | HOLLY LANE | 24 |
| 5660 | SERENITY PLACE | 19 |
| 5840 | JENKINS HOUSE | 22 |
| 5850 | ORCHARD RIDGE RENTAL II | 20 |
| 5995 | COLLINGTON SQUARE MENS OXFORD HOUSE | 7 |
| 6095 | CALVERTON | 14 |
| 6941 | DAYSPRING PROGRAMS | 22 |
| 6946 | 717-719 N. CARROLTON AVE | 6 |
| 7184 | 1512 MT. ROYAL | 5 |
| 7185 | 2301 N. CHARLES | 7 |
| 7642 | WEINBERG FAMILY CENTER | 18 |

**HOME Properties Files inspected after June 30, 2017**

| IDIS # | Property Name | # of HOME Units | # of files to be inspected |
|---|---|---|---|
| 58 | LANDMARK APARTMENTS | 58 | 12 |
| 199 | JOHNSTON SQUARE | 44 | 9 |
| 2327 | BON SECOURS LIBERTY VILLAGE | 84 | 17 |
| 2675 | COLLINGTON 18-DAYSPRING HOUSE | 18 | 4 |
| 3010 | OAKS AT LIBERTY | 74 | 15 |
| 3431 | BROADWAY OVERLOOK | 84 | 17 |
| 4132 | CLARE COURT | 30 | 6 |
| 4528 | PRINTERS SQUARE | 30 | 6 |



OMB Control No: 2506-0117 (exp. 06/30/2018)

| | | | |
|---|---|---|---|
| 4859 | VENABLE II APTS | 73 | 15 |
| 4922 | BON SECOURS NEW SHILOH | 80 | 16 |
| 5653 | COLEMAN MANOR | 49 | 10 |
| 5657 | LAKEWOOD BEREA | 96 | 19 |
| 5696 | ORCHARD RIDGE RENTAL I | 80 | 16 |
| 5818 | EDNOR II | 81 | 16 |
| 5996 | CHAPEL GREEN | 48 | 10 |
| 6533 | JOHN MANLEY HOUSE | 30 | 6 |
| 6534 | ORCHARD RIDGE RENTAL III | 77 | 15 |
| 6661 | UPLANDS | 77 | 15 |
| 6667 | POPPLETON II | 111 | 22 |
| 6940 | M ON MADISON | 74 | 15 |
| 7178 | LILLIAN JONES | 74 | 15 |
| 7412 | BARCLAY 2 RENTAL | 69 | 14 |
| 7414 | O'DONNELL TOWNHOMES PHASE 1A | 75 | 15 |
| 7641 | ORCHARD RIDGE RENTAL PHASE IV | 64 | 13 |
| 7650 | BENET HOUSE APARTMENTS | 101 | 20 |



OMB Control No: 2506-0117 (exp. 06/30/2018)

# PR 26 - CDBG Financial Summary

| | | | |
|---|---|---|---|
| | Office of Community Planning and Development | DATE: | 10-25-17 |
| | U.S. Department of Housing and Urban Development | TIME: | 14:30 |
| | Integrated Disbursement and Information System | PAGE: | 1 |
| | PR26 - CDBG Financial Summary Report | | |
| | Program Year 2016 | | |
| | BALTIMORE , MD | | |

| | |
|---|---|
| **PART I: SUMMARY OF CDBG RESOURCES** | |
| 01 UNEXPENDED CDBG FUNDS AT END OF PREVIOUS PROGRAM YEAR | 24,997,113.18 |
| 02 ENTITLEMENT GRANT | 19,099,736.00 |
| 03 SURPLUS URBAN RENEWAL | 0.00 |
| 04 SECTION 108 GUARANTEED LOAN FUNDS | 0.00 |
| 05 CURRENT YEAR PROGRAM INCOME | 976,131.01 |
| 05a CURRENT YEAR SECTION 108 PROGRAM INCOME (FOR SI TYPE) | 0.00 |
| 06 FUNDS RETURNED TO THE LINE-OF-CREDIT | 0.00 |
| 06a FUNDS RETURNED TO THE LOCAL CDBG ACCOUNT | 0.00 |
| 07 ADJUSTMENT TO COMPUTE TOTAL AVAILABLE | 0.00 |
| 08 TOTAL AVAILABLE (SUM, LINES 01-07) | 45,072,980.19 |
| **PART II: SUMMARY OF CDBG EXPENDITURES** | |
| 09 DISBURSEMENTS OTHER THAN SECTION 108 REPAYMENTS AND PLANNING/ADMINISTRATION | 14,780,334.29 |
| 10 ADJUSTMENT TO COMPUTE TOTAL AMOUNT SUBJECT TO LOW/MOD BENEFIT | 0.00 |
| 11 AMOUNT SUBJECT TO LOW/MOD BENEFIT (LINE 09 + LINE 10) | 14,780,334.29 |
| 12 DISBURSED IN IDIS FOR PLANNING/ADMINISTRATION | 3,279,822.06 |
| 13 DISBURSED IN IDIS FOR SECTION 108 REPAYMENTS | 2,690,457.90 |
| 14 ADJUSTMENT TO COMPUTE TOTAL EXPENDITURES | 0.00 |
| 15 TOTAL EXPENDITURES (SUM, LINES 11-14) | 20,750,614.25 |
| 16 UNEXPENDED BALANCE (LINE 08 - LINE 15) | 24,322,365.94 |
| **PART III: LOWMOD BENEFIT THIS REPORTING PERIOD** | |
| 17 EXPENDED FOR LOW/MOD HOUSING IN SPECIAL AREAS | 0.00 |
| 18 EXPENDED FOR LOW/MOD MULTI-UNIT HOUSING | 503.05 |
| 19 DISBURSED FOR OTHER LOW/MOD ACTIVITIES | 11,073,465.23 |
| 20 ADJUSTMENT TO COMPUTE TOTAL LOW/MOD CREDIT | 0.00 |
| 21 TOTAL LOW/MOD CREDIT (SUM, LINES 17-20) | 11,073,968.28 |
| 22 PERCENT LOW/MOD CREDIT (LINE 21/LINE 11) | 74.92% |
| **LOW/MOD BENEFIT FOR MULTI-YEAR CERTIFICATIONS** | |
| 23 PROGRAM YEARS(PY) COVERED IN CERTIFICATION | PY:2015 PY:2016 PY:2017 |
| 24 CUMULATIVE NET EXPENDITURES SUBJECT TO LOW/MOD BENEFIT CALCULATION | 14,780,334.29 |
| 25 CUMULATIVE EXPENDITURES BENEFITING LOW/MOD PERSONS | 11,073,968.28 |
| 26 PERCENT BENEFIT TO LOW/MOD PERSONS (LINE 25/LINE 24) | 74.92% |
| **PART IV: PUBLIC SERVICE (PS) CAP CALCULATIONS** | |
| 27 DISBURSED IN IDIS FOR PUBLIC SERVICES | 3,840,188.39 |



OMB Control No: 2506-0117 (exp. 06/30/2018)

| | |
|---|---|
| 28 PS UNLIQUIDATED OBLIGATIONS AT END OF CURRENT PROGRAM YEAR | 1,245,542.00 |
| 29 PS UNLIQUIDATED OBLIGATIONS AT END OF PREVIOUS PROGRAM YEAR | 1,557,547.00 |
| 30 ADJUSTMENT TO COMPUTE TOTAL PS OBLIGATIONS | 0.00 |
| 31 TOTAL PS OBLIGATIONS (LINE 27 + LINE 28 - LINE 29 + LINE 30) | 3,528,183.39 |
| 32 ENTITLEMENT GRANT | 19,099,736.00 |
| 33 PRIOR YEAR PROGRAM INCOME | 703,876.61 |
| 34 ADJUSTMENT TO COMPUTE TOTAL SUBJECT TO PS CAP | 0.00 |
| 35 TOTAL SUBJECT TO PS CAP (SUM, LINES 32-34) | 19,803,612.61 |
| 36 PERCENT FUNDS OBLIGATED FOR PS ACTIVITIES (LINE 31/LINE 35) | 17.82% |
| **PART V: PLANNING AND ADMINISTRATION (PA) CAP** | |
| 37 DISBURSED IN IDIS FOR PLANNING/ADMINISTRATION | 3,279,822.06 |
| 38 PA UNLIQUIDATED OBLIGATIONS AT END OF CURRENT PROGRAM YEAR | 124,760.00 |
| 39 PA UNLIQUIDATED OBLIGATIONS AT END OF PREVIOUS PROGRAM YEAR | 225,161.00 |
| 40 ADJUSTMENT TO COMPUTE TOTAL PA OBLIGATIONS | 0.00 |
| 41 TOTAL PA OBLIGATIONS (LINE 37 + LINE 38 - LINE 39 +LINE 40) | 3,179,421.06 |
| 42 ENTITLEMENT GRANT | 19,099,736.00 |
| 43 CURRENT YEAR PROGRAM INCOME | 976,131.01 |
| 44 ADJUSTMENT TO COMPUTE TOTAL SUBJECT TO PA CAP | 0.00 |
| 45 TOTAL SUBJECT TO PA CAP (SUM, LINES 42-44) | 20,075,867.01 |
| 46 PERCENT FUNDS OBLIGATED FOR PA ACTIVITIES (LINE 41/LINE 45) | 15.84% |

**NE 17 DETAIL: ACTIVITIES TO CONSIDER IN DETERMINING THE AMOUNT TO ENTER ON LINE**

Report returned no data.

**NE 18 DETAIL: ACTIVITIES TO CONSIDER IN DETERMINING THE AMOUNT TO ENTER ON LINE**

| Plan Year | IDIS Project | IDIS Activity | Activity Name | Matrix Code | National Objective | Drawn Amount |
|---|---|---|---|---|---|---|
| 2016 | 84 | 8139 | HCD - OFFICE OF PROJECT FINANCE/HOUSING SERVICES | 14J | LMH | $503.05 |
| | | | | **14J** | **Matrix Code** | **$503.05** |
| **Total** | | | | | | **$503.05** |

**LINE 19 DETAIL: ACTIVITIES INCLUDED IN THE COMPUTATION OF LINE 19**

| Plan Year | IDIS Project | IDIS Activity | Voucher Number | Activity Name | Matrix Code | National Objective | Drawn Amount |
|---|---|---|---|---|---|---|---|
| 2015 | 6 | 7873 | 5993940 | BALTIMORE OFFICE OF PROMOTION & THE ARTS/PF & I | 03 | LMA | $5,311.21 |
| 2015 | 6 | 7873 | 6006456 | BALTIMORE OFFICE OF PROMOTION & THE ARTS/PF & I | 03 | LMA | $29,940.96 |
| 2015 | 6 | 7873 | 6012443 | BALTIMORE OFFICE OF PROMOTION & THE ARTS/PF & I | 03 | LMA | $25,014.70 |
| 2015 | 6 | 7873 | 6045279 | BALTIMORE OFFICE OF PROMOTION & THE ARTS/PF & I | 03 | LMA | $39.48 |
| 2015 | 12 | 7881 | 5993940 | BON SECOURS OF MARYLAND FOUNDATION/PF&I | 03 | LMA | $47,053.78 |
| 2015 | 12 | 7881 | 6012443 | BON SECOURS OF MARYLAND FOUNDATION/PF&I | 03 | LMA | $37,745.95 |
| 2015 | 20 | 7893 | 5993940 | CIVIC WORKS-LOT TEAM/PF&I | 03 | LMA | $24,854.08 |

| | | | | | | | |
|---|---|---|---|---|---|---|---|
| 2015 | 20 | 7893 | 6012443 | CIVIC WORKS-LOT TEAM/PF&I | 03 | LMA | $24,626.14 |
| 2016 | 65 | 8119 | 5993979 | DRUID HEIGHTS CDC/OPEN SPACE | 03 | LMA | $6,793.83 |
| 2016 | 65 | 8119 | 6006456 | DRUID HEIGHTS CDC/OPEN SPACE | 03 | LMA | $5,334.80 |
| 2016 | 65 | 8119 | 6012443 | DRUID HEIGHTS CDC/OPEN SPACE | 03 | LMA | $2,283.89 |
| 2016 | 65 | 8119 | 6033124 | DRUID HEIGHTS CDC/OPEN SPACE | 03 | LMA | $7,223.34 |
| | | | | | **03** | **Matrix Code** | **$216,222.16** |
| 2015 | 104 | 7974 | 5993965 | NEWBORN HOLISTIC/OP. COSTS OF HOMELESS PROGRAMS | 03T | LMC | $18,592.46 |
| 2015 | 137 | 8010 | 5954357 | WOMEN'S HOUSING COALITION/OPERATING COSTS OF HOMELESS PROGRAMS | 03T | LMC | $35,012.44 |
| 2015 | 137 | 8010 | 5993975 | WOMEN'S HOUSING COALITION/OPERATING COSTS OF HOMELESS PROGRAMS | 03T | LMC | $10,143.94 |
| 2016 | 94 | 8149 | 6045279 | INTERSECTION OF CHANGE | 03T | LMC | $25,276.44 |
| 2016 | 152 | 8207 | 6033124 | WOMEN'S HOUSING COALITION/OP. COSTS OF HOMELESS PROGRAMS | 03T | LMC | $23,672.45 |
| 2016 | 152 | 8207 | 6045279 | WOMEN'S HOUSING COALITION/OP. COSTS OF HOMELESS PROGRAMS | 03T | LMC | $11,258.59 |
| | | | | | **03T** | **Matrix Code** | **$123,956.32** |
| 2012 | 47 | 7267 | 6001085 | Community Action Centers | 05 | LMC | $35,027.83 |
| 2012 | 47 | 7267 | 6001250 | Community Action Centers | 05 | LMC | $17,809.16 |
| 2012 | 47 | 7267 | 6001283 | Community Action Centers | 05 | LMC | $49,118.77 |
| 2012 | 47 | 7267 | 6001361 | Community Action Centers | 05 | LMC | $72,144.72 |
| 2013 | 42 | 7538 | 6000845 | COMMUNITY ACTION CENTERS/PUBLIC SERVICES | 05 | LMC | $35,104.26 |
| 2013 | 42 | 7538 | 6000858 | COMMUNITY ACTION CENTERS/PUBLIC SERVICES | 05 | LMC | $35,104.26 |
| 2013 | 42 | 7538 | 6000864 | COMMUNITY ACTION CENTERS/PUBLIC SERVICES | 05 | LMC | $35,104.26 |
| 2013 | 42 | 7538 | 6000934 | COMMUNITY ACTION CENTERS/PUBLIC SERVICES | 05 | LMC | $39,154.26 |
| 2014 | 49 | 7717 | 6000742 | COMMUNITY ACTION CENTERS | 05 | LMC | $85,104.26 |
| 2014 | 49 | 7717 | 6000753 | COMMUNITY ACTION CENTERS | 05 | LMC | $35,104.26 |
| 2015 | 15 | 7889 | 5950154 | CASA OF MARYLAND/GENERAL PUBLIC SERVICES | 05 | LMC | $13,500.49 |
| 2015 | 15 | 7889 | 5993940 | CASA OF MARYLAND/GENERAL PUBLIC SERVICES | 05 | LMC | $16,374.67 |
| 2015 | 35 | 7899 | 5993940 | COLDSTREAM-HOMESTEAD-MONTEBELLO/PUBLIC SERVICES (GENERAL) | 05 | LMA | $2,501.48 |
| 2015 | 37 | 7901 | 5993940 | MOHS/COMMUNITY ACTION CENTERS/PUBLIC SERVICES (GENERAL) | 05 | LMC | $8,808.99 |
| 2015 | 37 | 7901 | 5993965 | MOHS/COMMUNITY ACTION CENTERS/PUBLIC SERVICES (GENERAL) | 05 | LMC | $3,113.67 |
| 2015 | 37 | 7901 | 6000246 | MOHS/COMMUNITY ACTION CENTERS/PUBLIC SERVICES (GENERAL) | 05 | LMC | $39,104.26 |
| 2015 | 37 | 7901 | 6012443 | MOHS/COMMUNITY ACTION CENTERS/PUBLIC SERVICES (GENERAL) | 05 | LMC | $124.00 |
| 2015 | 37 | 7901 | 6013029 | MOHS/COMMUNITY ACTION CENTERS/PUBLIC SERVICES (GENERAL) | 05 | LMC | $584.45 |
| 2015 | 37 | 7901 | 6022123 | MOHS/COMMUNITY ACTION CENTERS/PUBLIC SERVICES (GENERAL) | 05 | LMC | $5,414.59 |
| 2015 | 41 | 7905 | 5950154 | COMMUNITY MEDIATION PROGRAM/PUBLIC SERVICES (GENERAL) | 05 | LMC | $3,328.67 |
| 2015 | 41 | 7905 | 5993940 | COMMUNITY MEDIATION PROGRAM/PUBLIC SERVICES (GENERAL) | 05 | LMC | $3,328.24 |
| 2015 | 43 | 7907 | 5993940 | COPPIN HEIGHTS COMMUNITY DEVELOPMENT CORPORATION/PUBLIC SERVICES (GENERAL) | 05 | LMC | $19,810.71 |
| 2015 | 45 | 7909 | 5950154 | CREATIVE ALLIANCE/PUBLIC SERVICES (GENERAL) | 05 | LMC | $14,607.37 |
| 2015 | 45 | 7909 | 5993940 | CREATIVE ALLIANCE/PUBLIC SERVICES (GENERAL) | 05 | LMC | $9,297.94 |
| 2015 | 61 | 7924 | 5993940 | FAMILY TREE/PUBLIC SERVICES (GENERAL) | 05 | LMC | $12,883.65 |
| 2015 | 61 | 7924 | 6012443 | FAMILY TREE/PUBLIC SERVICES (GENERAL) | 05 | LMC | $5,596.70 |
| 2015 | 80 | 7951 | 5993965 | HISTORIC EAST BALTIMORE COMMUNITY ACTION COALITION/PUBLIC SERVICES | 05 | LMC | $5,607.24 |

| | | | | | | | |
|---|---|---|---|---|---|---|---|
| 2015 | 89 | 7959 | 5993965 | JULIE COMMUNITY CENTER/PUBLIC SERVICES (GENERAL) | 05 | LMC | $809.64 |
| 2015 | 103 | 7973 | 5993965 | NEWBORN HOLISTIC/PUBLIC SERVICES (GENERAL) | 05 | LMC | $15,522.56 |
| 2015 | 136 | 8008 | 5993975 | UPTON PLANNING COMMITTEE/PUBLIC SERVICES (GENERAL) | 05 | LMA | $6,646.66 |
| 2015 | 152 | 7996 | 5993975 | ROBERTA'S HOUSE/PUBLIC SERVICES (GENERAL) | 05 | LMC | $21,941.88 |
| 2015 | 188 | 7885 | 5950154 | CHESAPEAKE CENTER FOR YOUTH DEVELOPMENT/GENERAL PUBLIC SERVICES | 05 | LMA | $4,262.50 |
| 2015 | 188 | 7885 | 5993940 | CHESAPEAKE CENTER FOR YOUTH DEVELOPMENT/GENERAL PUBLIC SERVICES | 05 | LMA | $1,382.68 |
| 2015 | 189 | 7986 | 5950154 | PIGTOWN MAIN STREET, INC./PUBLIC SERVICES (GENERAL) | 05 | LMA | $1,575.25 |
| 2015 | 189 | 7986 | 5993975 | PIGTOWN MAIN STREET, INC./PUBLIC SERVICES (GENERAL) | 05 | LMA | $914.42 |
| 2016 | 28 | 8081 | 5993975 | CHESAPEAKE CENTER FOR YOUTH DEVELOPMENT/PUBLIC SERVICES (GENERAL) | 05 | LMA | $9,590.75 |
| 2016 | 28 | 8081 | 6006456 | CHESAPEAKE CENTER FOR YOUTH DEVELOPMENT/PUBLIC SERVICES (GENERAL) | 05 | LMA | $2,636.69 |
| 2016 | 28 | 8081 | 6012443 | CHESAPEAKE CENTER FOR YOUTH DEVELOPMENT/PUBLIC SERVICES (GENERAL) | 05 | LMA | $2,635.04 |
| 2016 | 28 | 8081 | 6022123 | CHESAPEAKE CENTER FOR YOUTH DEVELOPMENT/PUBLIC SERVICES (GENERAL) | 05 | LMA | $2,487.11 |
| 2016 | 28 | 8081 | 6033124 | CHESAPEAKE CENTER FOR YOUTH DEVELOPMENT/PUBLIC SERVICES (GENERAL) | 05 | LMA | $2,265.64 |
| 2016 | 43 | 8097 | 5993975 | COLDSTREAM-HOMESTEAD-MONTEBELLO CORPORATION/PUBLIC SERVICES (GENERAL) | 05 | LMA | $3,213.07 |
| 2016 | 43 | 8097 | 6022123 | COLDSTREAM-HOMESTEAD-MONTEBELLO CORPORATION/PUBLIC SERVICES (GENERAL) | 05 | LMA | $2,553.43 |
| 2016 | 48 | 8102 | 6006456 | COMMUNITY MEDIATION PROGRAM/PUBLIC SERVICES (GENERAL) | 05 | LMC | $13,369.19 |
| 2016 | 48 | 8102 | 6012443 | COMMUNITY MEDIATION PROGRAM/PUBLIC SERVICES (GENERAL) | 05 | LMC | $3,269.82 |
| 2016 | 48 | 8102 | 6022123 | COMMUNITY MEDIATION PROGRAM/PUBLIC SERVICES (GENERAL) | 05 | LMC | $3,496.77 |
| 2016 | 48 | 8102 | 6033124 | COMMUNITY MEDIATION PROGRAM/PUBLIC SERVICES (GENERAL) | 05 | LMC | $3,495.29 |
| 2016 | 93 | 8148 | 6045279 | INTERSECTION OF CHANGE (NEWBORN) HOLISTIC | 05 | LMC | $15,497.62 |
| 2016 | 100 | 8155 | 6006456 | JULIE COMMUNITY CENTER/PUBLIC SERVICES (GENERAL) | 05 | LMC | $850.59 |
| 2016 | 100 | 8155 | 6012443 | JULIE COMMUNITY CENTER/PUBLIC SERVICES (GENERAL) | 05 | LMC | $850.59 |
| 2016 | 109 | 8164 | 5993979 | MAYOR'S OFFICE OF HUMAN SERVICES/COMMUNITY ACTION | 05 | LMC | $41,165.34 |
| 2016 | 109 | 8164 | 6006514 | MAYOR'S OFFICE OF HUMAN SERVICES/COMMUNITY ACTION | 05 | LMC | $350,865.85 |
| 2016 | 109 | 8164 | 6012443 | MAYOR'S OFFICE OF HUMAN SERVICES/COMMUNITY ACTION | 05 | LMC | $49,134.15 |
| 2016 | 109 | 8164 | 6022123 | MAYOR'S OFFICE OF HUMAN SERVICES/COMMUNITY ACTION | 05 | LMC | $38,944.12 |
| 2016 | 109 | 8164 | 6044506 | MAYOR'S OFFICE OF HUMAN SERVICES/COMMUNITY ACTION | 05 | LMC | $7,248.50 |
| 2016 | 109 | 8164 | 6045279 | MAYOR'S OFFICE OF HUMAN SERVICES/COMMUNITY ACTION | 05 | LMC | $64,439.02 |
| 2016 | 126 | 8181 | 5993979 | PIGTOWN MAIN STREET, INC./PUBLIC SERVICES (GENERAL) | 05 | LMA | $2,651.37 |
| 2016 | 126 | 8181 | 6006456 | PIGTOWN MAIN STREET, INC./PUBLIC SERVICES (GENERAL) | 05 | LMA | $2,651.37 |
| 2016 | 126 | 8181 | 6012443 | PIGTOWN MAIN STREET, INC./PUBLIC SERVICES (GENERAL) | 05 | LMA | $622.75 |
| 2016 | 126 | 8181 | 6022123 | PIGTOWN MAIN STREET, INC./PUBLIC SERVICES (GENERAL) | 05 | LMA | $621.97 |
| 2016 | 126 | 8181 | 6033124 | PIGTOWN MAIN STREET, INC./PUBLIC SERVICES (GENERAL) | 05 | LMA | $638.87 |
| 2016 | 126 | 8181 | 6045279 | PIGTOWN MAIN STREET, INC./PUBLIC SERVICES (GENERAL) | 05 | LMA | $582.92 |
| 2016 | 136 | 8191 | 5993979 | ROBERTA'S HOUSE/PUBLIC SERVICES (GENERAL) | 05 | LMC | $45,338.28 |
| | | | | | **05** | **Matrix Code** | **$1,326,934.86** |
| 2015 | 24 | 7870 | 5993940 | ACTION IN MATURITY/SENIOR SERVICES | 05A | LMC | $9,422.96 |
| 2015 | 36 | 7900 | 5950154 | COMMISSION ON AGING AND RETIREMENT EDUCATION/SENIOR SERVICES | 05A | LMC | $5,472.16 |
| 2015 | 36 | 7900 | 5993940 | COMMISSION ON AGING AND RETIREMENT EDUCATION/SENIOR SERVICES | 05A | LMC | $87,581.23 |
| 2016 | 15 | 8068 | 5993975 | ACTION IN MATURITY/SENIOR SERVICES | 05A | LMC | $8,807.69 |

| | | | | | | | |
|---|---|---|---|---|---|---|---|
| 2016 | 15 | 8068 | 6012443 | ACTION IN MATURITY/SENIOR SERVICES | 05A | LMC | $8,725.17 |
| | | | | | **05A** | **Matrix Code** | **$120,009.21** |
| 2015 | 16 | 7887 | 5950154 | CASA OF MARYLAND/LEGAL | 05C | LMC | $5,184.85 |
| 2015 | 16 | 7887 | 5993940 | CASA OF MARYLAND/LEGAL | 05C | LMC | $6,288.67 |
| 2015 | 40 | 7904 | 5993940 | COMMUNITY LAW CENTER/LEGAL SERVICES | 05C | LMA | $19,980.64 |
| 2015 | 117 | 7989 | 5993975 | PUBLIC JUSTICE CENTER/LEGAL SERVICES | 05C | LMC | $2,672.48 |
| 2016 | 47 | 8101 | 5993975 | COMMUNITY LAW CENTER/LEGAL SERVICES | 05C | LMA | $20,479.28 |
| 2016 | 47 | 8101 | 6012443 | COMMUNITY LAW CENTER/LEGAL SERVICES | 05C | LMA | $20,396.14 |
| 2016 | 47 | 8101 | 6045279 | COMMUNITY LAW CENTER/LEGAL SERVICES | 05C | LMA | $20,231.80 |
| 2016 | 129 | 8184 | 6006456 | PUBLIC JUSTICE CENTER/LEGAL SERVICES | 05C | LMC | $14,305.86 |
| 2016 | 129 | 8184 | 6012443 | PUBLIC JUSTICE CENTER/LEGAL SERVICES | 05C | LMC | $2,764.96 |
| 2016 | 129 | 8184 | 6022123 | PUBLIC JUSTICE CENTER/LEGAL SERVICES | 05C | LMC | $2,764.96 |
| 2016 | 129 | 8184 | 6033124 | PUBLIC JUSTICE CENTER/LEGAL SERVICES | 05C | LMC | $2,764.96 |
| 2016 | 129 | 8184 | 6045279 | PUBLIC JUSTICE CENTER/LEGAL SERVICES | 05C | LMC | $3,013.66 |
| | | | | | **05C** | **Matrix Code** | **$120,848.26** |
| 2015 | 5 | 7874 | 5993940 | BALTIMORE OFFICE OF PROMOTION & THE ARTS/YOUTH SERVICES | 05D | LMC | $9,722.39 |
| 2015 | 7 | 7875 | 5950154 | BANNER NEIGHBORHOODS/YOUTH SERVICES | 05D | LMC | $4,126.80 |
| 2015 | 7 | 7875 | 5993940 | BANNER NEIGHBORHOODS/YOUTH SERVICES | 05D | LMC | $4,532.51 |
| 2015 | 34 | 7898 | 5993940 | COLDSTREAM-HOMESTEAD-MONTEBELLO/YOUTH | 05D | LMC | $8,470.70 |
| 2015 | 44 | 7908 | 5950154 | CREATIVE ALLIANCE/YOUTH | 05D | LMC | $17,036.03 |
| 2015 | 44 | 7908 | 5993940 | CREATIVE ALLIANCE/YOUTH | 05D | LMC | $27,181.55 |
| 2015 | 55 | 7918 | 5954357 | DRUID HEIGHTS COMMUNITY DEVELOPMENT CORPORATION/YOUTH | 05D | LMC | $5,645.20 |
| 2015 | 55 | 7918 | 5993940 | DRUID HEIGHTS COMMUNITY DEVELOPMENT CORPORATION/YOUTH | 05D | LMC | $4,650.20 |
| 2015 | 71 | 7942 | 5950154 | HCD-DAWSON SAFE HAVEN CENTER/YOUTH | 05D | LMC | $59,957.30 |
| 2015 | 71 | 7942 | 5954264 | HCD-DAWSON SAFE HAVEN CENTER/YOUTH | 05D | LMC | $58.98 |
| 2015 | 71 | 7942 | 5993965 | HCD-DAWSON SAFE HAVEN CENTER/YOUTH | 05D | LMC | $25,346.05 |
| 2015 | 86 | 7956 | 5993965 | JULIE COMMUNITY CENTER/YOUTH | 05D | LMC | $3,214.13 |
| 2015 | 133 | 8005 | 5993975 | THE VILLAGE LEARNING PLACE/YOUTH SERVICES | 05D | LMC | $20,328.93 |
| 2015 | 250 | 7963 | 5993965 | LIVING CLASSROOMS/POWER HOUSE PROGRAM | 05D | LMC | $29,640.69 |
| 2016 | 20 | 8073 | 5993975 | BANNER NEIGHBORHOODS/YOUTH SERVICES | 05D | LMC | $21,122.54 |
| 2016 | 20 | 8073 | 6006456 | BANNER NEIGHBORHOODS/YOUTH SERVICES | 05D | LMC | $22,363.52 |
| 2016 | 20 | 8073 | 6022123 | BANNER NEIGHBORHOODS/YOUTH SERVICES | 05D | LMC | $6,083.90 |
| 2016 | 20 | 8073 | 6033124 | BANNER NEIGHBORHOODS/YOUTH SERVICES | 05D | LMC | $6,083.90 |
| 2016 | 20 | 8073 | 6045279 | BANNER NEIGHBORHOODS/YOUTH SERVICES | 05D | LMC | $6,083.90 |
| 2016 | 42 | 8096 | 5993975 | COLDSTREAM-HOMESTEAD-MONTEBELLO CORPORATION/YOUTH | 05D | LMC | $4,914.11 |
| 2016 | 42 | 8096 | 6022123 | COLDSTREAM-HOMESTEAD-MONTEBELLO CORPORATION/YOUTH | 05D | LMC | $3,905.24 |
| 2016 | 61 | 8115 | 5993979 | DRUID HEIGHTS CDC/YOUTH | 05D | LMC | $8,960.25 |
| 2016 | 61 | 8115 | 6006456 | DRUID HEIGHTS CDC/YOUTH | 05D | LMC | $7,811.64 |
| 2016 | 61 | 8115 | 6012443 | DRUID HEIGHTS CDC/YOUTH | 05D | LMC | $3,344.23 |
| 2016 | 61 | 8115 | 6033124 | DRUID HEIGHTS CDC/YOUTH | 05D | LMC | $10,319.12 |

| | | | | | | | |
|---|---|---|---|---|---|---|---|
| 2016 | 80 | 8135 | 5993979 | HCD - DAWSON SAFE HAVEN CENTER/YOUTH | 05D | LMC | $72,722.98 |
| 2016 | 80 | 8135 | 6006456 | HCD - DAWSON SAFE HAVEN CENTER/YOUTH | 05D | LMC | $21,970.13 |
| 2016 | 80 | 8135 | 6012443 | HCD - DAWSON SAFE HAVEN CENTER/YOUTH | 05D | LMC | $18,290.21 |
| 2016 | 80 | 8135 | 6022123 | HCD - DAWSON SAFE HAVEN CENTER/YOUTH | 05D | LMC | $31,762.69 |
| 2016 | 80 | 8135 | 6033124 | HCD - DAWSON SAFE HAVEN CENTER/YOUTH | 05D | LMC | $28,020.99 |
| 2016 | 80 | 8135 | 6045279 | HCD - DAWSON SAFE HAVEN CENTER/YOUTH | 05D | LMC | $26,826.97 |
| 2016 | 80 | 8135 | 6045370 | HCD - DAWSON SAFE HAVEN CENTER/YOUTH | 05D | LMC | $52.44 |
| 2016 | 97 | 8152 | 6006456 | JULIE COMMUNITY CENTER/YOUTH | 05D | LMC | $3,367.64 |
| 2016 | 97 | 8152 | 6012443 | JULIE COMMUNITY CENTER/YOUTH | 05D | LMC | $3,367.64 |
| 2016 | 103 | 8158 | 6045279 | LIBERTY'S PROMISE/YOUTH SERVICES | 05D | LMC | $2,408.43 |
| | | | | | **05D** | **Matrix Code** | **$529,693.93** |
| 2014 | 123 | 7807 | 5999704 | PARKS AND PEOPLE FOUNDATION/EMPLOYMENT TRAINING | 05H | LMC | $6,372.82 |
| 2015 | 13 | 7882 | 5993940 | BON SECOURS OF MARYLAND FOUNDATION/EMPLOYMENT TRAINING | 05H | LMC | $41,124.27 |
| 2015 | 13 | 7882 | 6012443 | BON SECOURS OF MARYLAND FOUNDATION/EMPLOYMENT TRAINING | 05H | LMC | $14,101.12 |
| 2015 | 14 | 7883 | 5950154 | CAROLINE FRIESS CENTER/EMPLOYMENT TRAINING | 05H | LMC | $8,461.10 |
| 2015 | 14 | 7883 | 5993940 | CAROLINE FRIESS CENTER/EMPLOYMENT TRAINING | 05H | LMC | $25,364.91 |
| 2015 | 17 | 7884 | 5950154 | CHESAPEAKE CENTER FOR YOUTH DEVELOPMENT/EMPLOYMENT TRAINING | 05H | LMC | $16,035.23 |
| 2015 | 17 | 7884 | 5993940 | CHESAPEAKE CENTER FOR YOUTH DEVELOPMENT/EMPLOYMENT TRAINING | 05H | LMC | $5,201.53 |
| 2015 | 19 | 7892 | 5993940 | CIVIC WORKS-APPRENTICE PROGRAM/EMPLOYMENT TRAINING | 05H | LMC | $10,689.93 |
| 2015 | 19 | 7892 | 6012443 | CIVIC WORKS-APPRENTICE PROGRAM/EMPLOYMENT TRAINING | 05H | LMC | $4,790.63 |
| 2015 | 21 | 7894 | 5993940 | CIVIC WORKS-LOT TEAM/EMPLOYMENT TRAINING | 05H | LMC | $6,191.01 |
| 2015 | 30 | 7888 | 5950154 | CASA OF MARYLAND/EMPLOYMENT TRAINING | 05H | LMC | $13,164.37 |
| 2015 | 30 | 7888 | 5993940 | CASA OF MARYLAND/EMPLOYMENT TRAINING | 05H | LMC | $15,966.96 |
| 2015 | 55 | 7919 | 5954357 | DRUID HEIGHTS COMMUNITY DEVELOPMENT CORPORATION/EMPLOYMENT TRAINING | 05H | LMC | $5,146.20 |
| 2015 | 55 | 7919 | 5993940 | DRUID HEIGHTS COMMUNITY DEVELOPMENT CORPORATION/EMPLOYMENT TRAINING | 05H | LMC | $10,845.10 |
| 2015 | 65 | 7928 | 5993940 | STRONG CITY BALTIMORE/EMPLOYMENT TRAINING | 05H | LMC | $14,252.98 |
| 2015 | 88 | 7958 | 5993965 | JULIE COMMUNITY CENTER/EMPLOYMENT TRAINING | 05H | LMC | $2,436.85 |
| 2015 | 91 | 7961 | 5993965 | LEARNING IS FOR TOMORROW/EMPLOYMENT TRAINING | 05H | LMC | $55,083.85 |
| 2015 | 94 | 7964 | 5993965 | MARYLAND NEW DIRECTIONS/EMPLOYMENT TRAINING | 05H | LMC | $11,681.60 |
| 2015 | 111 | 7981 | 5950154 | PARKS AND PEOPLE FOUNDATION/EMPLOYMENT TRAINING | 05H | LMC | $17,576.34 |
| 2015 | 111 | 7981 | 5993965 | PARKS AND PEOPLE FOUNDATION/EMPLOYMENT TRAINING | 05H | LMC | $44,358.19 |
| 2015 | 111 | 7981 | 6045370 | PARKS AND PEOPLE FOUNDATION/EMPLOYMENT TRAINING | 05H | LMC | $5,476.42 |
| 2015 | 124 | 7997 | 5993975 | SOUTH BALTIMORE LEARNING CENTER/EMPLOYMENT TRAINING | 05H | LMC | $12,572.66 |
| 2016 | 27 | 8080 | 6006456 | CAROLINE FRIESS CENTER/EMPLOYMENT TRAINING | 05H | LMC | $32,190.61 |
| 2016 | 27 | 8080 | 6012443 | CAROLINE FRIESS CENTER/EMPLOYMENT TRAINING | 05H | LMC | $9,671.25 |
| 2016 | 27 | 8080 | 6022123 | CAROLINE FRIESS CENTER/EMPLOYMENT TRAINING | 05H | LMC | $8,797.24 |
| 2016 | 27 | 8080 | 6033124 | CAROLINE FRIESS CENTER/EMPLOYMENT TRAINING | 05H | LMC | $8,797.23 |
| 2016 | 27 | 8080 | 6045279 | CAROLINE FRIESS CENTER/EMPLOYMENT TRAINING | 05H | LMC | $12,957.76 |
| 2016 | 29 | 8082 | 5993975 | CHESAPEAKE CENTER FOR YOUTH DEVELOPMENT/EMPLOYMENT TRAINING | 05H | LMC | $30,725.77 |
| 2016 | 29 | 8082 | 6006456 | CHESAPEAKE CENTER FOR YOUTH DEVELOPMENT/EMPLOYMENT TRAINING | 05H | LMC | $7,739.58 |

| | | | | | | | |
|---|---|---|---|---|---|---|---|
| 2016 | 29 | 8082 | 6012443 | CHESAPEAKE CENTER FOR YOUTH DEVELOPMENT/EMPLOYMENT TRAINING | 05H | LMC | $7,889.86 |
| 2016 | 29 | 8082 | 6022123 | CHESAPEAKE CENTER FOR YOUTH DEVELOPMENT/EMPLOYMENT TRAINING | 05H | LMC | $7,893.64 |
| 2016 | 29 | 8082 | 6033124 | CHESAPEAKE CENTER FOR YOUTH DEVELOPMENT/EMPLOYMENT TRAINING | 05H | LMC | $7,128.42 |
| 2016 | 62 | 8116 | 5993979 | DRUID HEIGHTS CDC/EMPLOYMENT TRAINING | 05H | LMC | $8,465.49 |
| 2016 | 62 | 8116 | 6006456 | DRUID HEIGHTS CDC/EMPLOYMENT TRAINING | 05H | LMC | $6,527.81 |
| 2016 | 62 | 8116 | 6012443 | DRUID HEIGHTS CDC/EMPLOYMENT TRAINING | 05H | LMC | $2,794.62 |
| 2016 | 62 | 8116 | 6033124 | DRUID HEIGHTS CDC/EMPLOYMENT TRAINING | 05H | LMC | $8,878.44 |
| 2016 | 99 | 8154 | 6006456 | JULIE COMMUNITY CENTER/EMPLOYMENT TRAINING | 05H | LMC | $2,551.08 |
| 2016 | 99 | 8154 | 6012443 | JULIE COMMUNITY CENTER/EMPLOYMENT TRAINING | 05H | LMC | $2,551.08 |
| 2016 | 106 | 8161 | 6033124 | LIVING CLASSROOMS/POWER HOUSE | 05H | LMC | $18,141.03 |
| 2016 | 107 | 8162 | 5993979 | MARYLAND NEW DIRECTIONS/EMPLOYMENT TRAINING | 05H | LMC | $18,461.70 |
| 2016 | 107 | 8162 | 6012443 | MARYLAND NEW DIRECTIONS/EMPLOYMENT TRAINING | 05H | LMC | $25,716.36 |
| 2016 | 137 | 8192 | 6033124 | SOUTH BALTIMORE LEARNING CENTER/EMPLOYMENT TRAINING | 05H | LMC | $11,659.19 |
| 2016 | 137 | 8192 | 6045279 | SOUTH BALTIMORE LEARNING CENTER/EMPLOYMENT TRAINING | 05H | LMC | $28,752.59 |
| 2016 | 144 | 8199 | 6033124 | STRONG CITY BALTIMORE (GREATER HOMEWOOD) | 05H | LMC | $23,058.93 |
| | | | | | **05H** | **Matrix Code** | **$638,243.75** |
| 2015 | 33 | 7897 | 5993940 | COLDSTREAM-HOMESTEAD-MONTEBELLO/CRIME PREVENTION | 05I | LMA | $1,777.86 |
| 2015 | 67 | 7938 | 5950154 | HARBEL COMMUNITY ORGANIZATION/CRIME PREVENTION | 05I | LMA | $12,218.00 |
| 2015 | 67 | 7938 | 5993965 | HARBEL COMMUNITY ORGANIZATION/CRIME PREVENTION | 05I | LMA | $12,591.00 |
| 2016 | 41 | 8095 | 5993975 | COLDSTREAM-HOMESTEAD-MONTEBELLO CORPORATION/CRIME PREVENTION | 05I | LMA | $2,457.05 |
| 2016 | 41 | 8095 | 6022123 | COLDSTREAM-HOMESTEAD-MONTEBELLO CORPORATION/CRIME PREVENTION | 05I | LMA | $1,952.62 |
| | | | | | **05I** | **Matrix Code** | **$30,996.53** |
| 2012 | 80 | 7301 | 6001364 | HCD - Child Care Centers | 05L | LMC | $70,208.52 |
| 2012 | 80 | 7301 | 6001369 | HCD - Child Care Centers | 05L | LMC | $62,160.40 |
| 2016 | 121 | 8176 | 5993979 | PARKS AND PEOPLE FOUNDATION/CHILD CARE SERVICES | 05L | LMC | $22,000.00 |
| | | | | | **05L** | **Matrix Code** | **$154,368.92** |
| 2015 | 87 | 7957 | 5993965 | JULIE COMMUNITY CENTER/HEALTH SERVICES | 05M | LMC | $3,789.38 |
| 2015 | 87 | 7957 | 6039672 | JULIE COMMUNITY CENTER/HEALTH SERVICES | 05M | LMC | $3,788.54 |
| 2016 | 98 | 8153 | 6006456 | JULIE COMMUNITY CENTER/HEALTH SERVICES | 05M | LMC | $3,980.71 |
| 2016 | 98 | 8153 | 6012443 | JULIE COMMUNITY CENTER/HEALTH SERVICES | 05M | LMC | $3,980.71 |
| | | | | | **05M** | **Matrix Code** | **$15,539.34** |
| 2015 | 84 | 7954 | 5993965 | INNOVATIVE HOUSING INSTITUTE/SUBSISTENCE PAYMENTS | 05Q | LMC | $4,230.68 |
| 2016 | 92 | 8147 | 5993979 | INNOVATIVE HOUSING INSTITUTE/SUBSISTENCE PAYMENTS | 05Q | LMC | $11,691.00 |
| 2016 | 92 | 8147 | 6022123 | INNOVATIVE HOUSING INSTITUTE/SUBSISTENCE PAYMENTS | 05Q | LMC | $7,849.00 |
| 2016 | 92 | 8147 | 6045279 | INNOVATIVE HOUSING INSTITUTE/SUBSISTENCE PAYMENTS | 05Q | LMC | $7,862.57 |
| | | | | | **05Q** | **Matrix Code** | **$31,633.25** |
| 2015 | 10 | 7880 | 5993940 | BELAIR-EDISON HOUSING SERVICE, INC./COUNSELING | 05U | LMC | $14,909.99 |
| 2015 | 42 | 7906 | 5993940 | COMPREHENSIVE HOUSING ASSISTANCE/HOUSING COUNSELING | 05U | LMC | $22,483.44 |
| 2015 | 52 | 7916 | 5954357 | DRUID HEIGHTS COMMUNITY DEVELOPMENT CORPORATION/HOUSING COUNSELING | 05U | LMC | $3,850.02 |
| 2015 | 52 | 7916 | 5993940 | DRUID HEIGHTS COMMUNITY DEVELOPMENT CORPORATION/HOUSING COUNSELING | 05U | LMC | $7,132.96 |

| | | | | | | | |
|---|---|---|---|---|---|---|---|
| 2015 | 63 | 7926 | 5950154 | GARWYN OAKS UNITED NEIGHBORS/HOUSING COUNSELING | 05U | LMC | $3,249.16 |
| 2015 | 63 | 7926 | 5993940 | GARWYN OAKS UNITED NEIGHBORS/HOUSING COUNSELING | 05U | LMC | $5,367.16 |
| 2015 | 68 | 7939 | 5950154 | HARBEL COMMUNITY ORGANIZATION/HOUSING COUNSELING | 05U | LMC | $6,431.00 |
| 2015 | 68 | 7939 | 5993965 | HARBEL COMMUNITY ORGANIZATION/HOUSING COUNSELING | 05U | LMC | $6,386.00 |
| 2015 | 99 | 7969 | 5950154 | NEIGHBORHOOD HOUSING SERVICES/HOUSING COUNSELING | 05U | LMC | $22,035.17 |
| 2015 | 99 | 7969 | 5993965 | NEIGHBORHOOD HOUSING SERVICES/HOUSING COUNSELING | 05U | LMC | $45,489.88 |
| 2015 | 106 | 7979 | 5993965 | PARK HEIGHTS RENAISSANCE/HOUSING COUNSELING | 05U | LMC | $13,693.64 |
| 2015 | 128 | 8000 | 5993975 | SOUTHEAST COMMUNITY DEVELOPMENT/HOUSING COUNSELING | 05U | LMC | $27,343.11 |
| 2015 | 131 | 8003 | 5993975 | ST. AMBROSE HOUSING AID CENTER/DEFAULT COUNSELING | 05U | LMC | $35,583.00 |
| 2015 | 132 | 8004 | 5950154 | THE DEVELOPMENT CORPORATION/HOUSING COUNSELING | 05U | LMC | $8,117.74 |
| 2015 | 132 | 8004 | 5993975 | THE DEVELOPMENT CORPORATION/HOUSING COUNSELING | 05U | LMC | $9,459.03 |
| 2016 | 22 | 8075 | 6045279 | BELAIR-EDISON HOUSING SERVICE, INC./HOUSING COUNSELING | 05U | LMC | $34,054.45 |
| 2016 | 49 | 8103 | 6012443 | COMPREHENSIVE HOUSING ASSISTANCE/HOUSING COUNSELING | 05U | LMC | $20,692.35 |
| 2016 | 59 | 8113 | 5993979 | DRUID HEIGHTS CDC/HOUSING COUNSELING | 05U | LMC | $13,204.42 |
| 2016 | 59 | 8113 | 6006456 | DRUID HEIGHTS CDC/HOUSING COUNSELING | 05U | LMC | $8,524.87 |
| 2016 | 59 | 8113 | 6012443 | DRUID HEIGHTS CDC/HOUSING COUNSELING | 05U | LMC | $3,649.60 |
| 2016 | 59 | 8113 | 6033124 | DRUID HEIGHTS CDC/HOUSING COUNSELING | 05U | LMC | $12,155.63 |
| 2016 | 71 | 8126 | 6022123 | GARWYN OAKS UNITED NEIGHBORS/HOUSING COUNSELING | 05U | LMC | $15,918.24 |
| 2016 | 71 | 8126 | 6033124 | GARWYN OAKS UNITED NEIGHBORS/HOUSING COUNSELING | 05U | LMC | $6,234.93 |
| 2016 | 71 | 8126 | 6045279 | GARWYN OAKS UNITED NEIGHBORS/HOUSING COUNSELING | 05U | LMC | $2,478.52 |
| 2016 | 77 | 8132 | 6022123 | HARBEL COMMUNITY ORGANIZATION/HOUSING COUNSELING | 05U | LMC | $6,506.00 |
| 2016 | 77 | 8132 | 6033124 | HARBEL COMMUNITY ORGANIZATION/HOUSING COUNSELING | 05U | LMC | $6,984.00 |
| 2016 | 118 | 8173 | 5993979 | PARK HEIGHTS RENAISSANCE/HOUSING COUNSELING | 05U | LMC | $30,151.54 |
| 2016 | 118 | 8173 | 6045279 | PARK HEIGHTS RENAISSANCE/HOUSING COUNSELING | 05U | LMC | $14,529.78 |
| 2016 | 140 | 8195 | 6045279 | SOUTHEAST COMMUNITY DEVELOPMENT CORPORATION/COUNSELING | 05U | LMC | $71,210.59 |
| 2016 | 141 | 8196 | 5993979 | ST. AMBROSE - HOMESHARING PROGRAM/HOMESHARING | 05U | LMC | $17,305.00 |
| 2016 | 141 | 8196 | 6006456 | ST. AMBROSE - HOMESHARING PROGRAM/HOMESHARING | 05U | LMC | $20,363.00 |
| 2016 | 141 | 8196 | 6012443 | ST. AMBROSE - HOMESHARING PROGRAM/HOMESHARING | 05U | LMC | $9,188.00 |
| 2016 | 142 | 8197 | 5993979 | ST. AMBROSE HOUSING AID CENTER/HOUSING COUNSELING | 05U | LMC | $36,483.00 |
| 2016 | 142 | 8197 | 6006456 | ST. AMBROSE HOUSING AID CENTER/HOUSING COUNSELING | 05U | LMC | $56,641.00 |
| 2016 | 142 | 8197 | 6012443 | ST. AMBROSE HOUSING AID CENTER/HOUSING COUNSELING | 05U | LMC | $46,469.00 |
| 2016 | 143 | 8198 | 6006456 | ST. AMBROSE HOUSING AID CENTER/DEFAULT COUNSELING | 05U | LMC | $39,543.00 |
| 2016 | 145 | 8200 | 6033124 | THE DEVELOPMENT CORPORATION/HOUSING COUNSELING | 05U | LMC | $18,415.80 |
| | | | | | **05U** | **Matrix Code** | **$722,234.02** |
| 2015 | 53 | 7917 | 5954357 | DRUID HEIGHTS COMMUNITY DEVELOPMENT CORPORATION/CONSTRUCTION OF HOUSING | 12 | LMH | $1,009.25 |
| 2015 | 53 | 7917 | 5993940 | DRUID HEIGHTS COMMUNITY DEVELOPMENT CORPORATION/CONSTRUCTION OF HOUSING | 12 | LMH | $4,740.34 |
| 2015 | 85 | 7955 | 5993965 | JUBILEE BALTIMORE, INC./CONSTRUCTION OF HOUSING/CBDO | 12 | LMH | $21,281.32 |
| 2015 | 85 | 7955 | 6033124 | JUBILEE BALTIMORE, INC./CONSTRUCTION OF HOUSING/CBDO | 12 | LMH | $17,123.90 |
| 2016 | 60 | 8114 | 5993979 | DRUID HEIGHTS CDC/CONSTRUCTION OF HOUSING | 12 | LMH | $2,404.00 |
| 2016 | 60 | 8114 | 6006456 | DRUID HEIGHTS CDC/CONSTRUCTION OF HOUSING | 12 | LMH | $2,661.88 |

| | | | | | | | |
|---|---|---|---|---|---|---|---|
| 2016 | 60 | 8114 | 6012443 | DRUID HEIGHTS CDC/CONSTRUCTION OF HOUSING | 12 | LMH | $1,139.58 |
| 2016 | 60 | 8114 | 6033124 | DRUID HEIGHTS CDC/CONSTRUCTION OF HOUSING | 12 | LMH | $3,346.86 |
| | | | | | **12** | **Matrix Code** | **$53,707.13** |
| 2010 | 215 | 8274 | 6045259 | DIRECT HOMEOWNERSHIP ASSISTANCE | 13 | LMH | $45,960.53 |
| 2012 | 93 | 7314 | 6001106 | Home Ownership Assistance | 13 | LMH | $6,382.03 |
| 2013 | 76 | 7572 | 6000897 | HCD-HOME OWNERSHIP INSTITUTE | 13 | LMH | $35,104.26 |
| 2013 | 76 | 7572 | 6000902 | HCD-HOME OWNERSHIP INSTITUTE | 13 | LMH | $35,104.26 |
| 2014 | 85 | 7770 | 6000819 | HCD - HOME OWNERSHIP INSTITUTE | 13 | LMH | $35,300.27 |
| 2015 | 73 | 7944 | 5950154 | HCD - HOME OWNERSHIP INSTITUTE/DIRECT HOMEOWNERSHIP ASSISTANCE | 13 | LMH | $37,394.20 |
| 2015 | 73 | 7944 | 6045370 | HCD - HOME OWNERSHIP INSTITUTE/DIRECT HOMEOWNERSHIP ASSISTANCE | 13 | LMH | $1,173.10 |
| 2015 | 83 | 7913 | 5950154 | DIRECT HOME OWNERSHIP ASSISTANCE PROGRAM | 13 | LMH | $84,039.47 |
| 2015 | 83 | 7913 | 5954357 | DIRECT HOME OWNERSHIP ASSISTANCE PROGRAM | 13 | LMH | $35,960.53 |
| 2015 | 83 | 7913 | 5993940 | DIRECT HOME OWNERSHIP ASSISTANCE PROGRAM | 13 | LMH | $110,000.00 |
| 2015 | 83 | 7913 | 6033057 | DIRECT HOME OWNERSHIP ASSISTANCE PROGRAM | 13 | LMH | $40,000.00 |
| 2015 | 83 | 7913 | 6045259 | DIRECT HOME OWNERSHIP ASSISTANCE PROGRAM | 13 | LMH | $14,039.47 |
| 2016 | 56 | 8110 | 5993975 | DIRECT HOME OWNERSHIP ASSISTANCE PROGRAM | 13 | LMH | $550,000.00 |
| 2016 | 56 | 8110 | 6006434 | DIRECT HOME OWNERSHIP ASSISTANCE PROGRAM | 13 | LMH | $140,000.00 |
| 2016 | 56 | 8110 | 6012430 | DIRECT HOME OWNERSHIP ASSISTANCE PROGRAM | 13 | LMH | $130,000.00 |
| 2016 | 56 | 8110 | 6021887 | DIRECT HOME OWNERSHIP ASSISTANCE PROGRAM | 13 | LMH | $125,000.00 |
| 2016 | 56 | 8110 | 6033057 | DIRECT HOME OWNERSHIP ASSISTANCE PROGRAM | 13 | LMH | $55,000.00 |
| 2016 | 82 | 8137 | 5993979 | HCD - HOME OWNERSHIP INSTITUTE/DIRECT HOMEOWNERSHIP ASSISTANCE | 13 | LMH | $51,587.52 |
| 2016 | 82 | 8137 | 6006456 | HCD - HOME OWNERSHIP INSTITUTE/DIRECT HOMEOWNERSHIP ASSISTANCE | 13 | LMH | $9,737.43 |
| 2016 | 82 | 8137 | 6012443 | HCD - HOME OWNERSHIP INSTITUTE/DIRECT HOMEOWNERSHIP ASSISTANCE | 13 | LMH | $6,485.57 |
| 2016 | 82 | 8137 | 6022123 | HCD - HOME OWNERSHIP INSTITUTE/DIRECT HOMEOWNERSHIP ASSISTANCE | 13 | LMH | $3,126.06 |
| 2016 | 82 | 8137 | 6033124 | HCD - HOME OWNERSHIP INSTITUTE/DIRECT HOMEOWNERSHIP ASSISTANCE | 13 | LMH | $9,929.24 |
| 2016 | 82 | 8137 | 6045370 | HCD - HOME OWNERSHIP INSTITUTE/DIRECT HOMEOWNERSHIP ASSISTANCE | 13 | LMH | $5,737.18 |
| | | | | | **13** | **Matrix Code** | **$1,567,061.12** |
| 2011 | 173 | 8218 | 5993979 | TRF Development Partners | 14A | LMH | $275,219.00 |
| 2012 | 69 | 7290 | 6000913 | Emergency Roof Repairs | 14A | LMH | $88,078.06 |
| 2012 | 116 | 7337 | 5993940 | PARK HEIGHTS REHAB LOAN FUND/REHAB; SINGLE-UNIT RESIDENTIAL | 14A | LMH | $39,322.00 |
| 2012 | 116 | 7337 | 6033057 | PARK HEIGHTS REHAB LOAN FUND/REHAB; SINGLE-UNIT RESIDENTIAL | 14A | LMH | $10,134.00 |
| 2014 | 58 | 7742 | 5993940 | DEFERRED LOAN | 14A | LMH | $226,355.00 |
| 2014 | 58 | 7742 | 6006434 | DEFERRED LOAN | 14A | LMH | $32,582.00 |
| 2014 | 58 | 7742 | 6012430 | DEFERRED LOAN | 14A | LMH | $425.00 |
| 2015 | 46 | 7910 | 5950154 | DEFERRED LOAN PROGRAM/REHAB: SINGLE UNIT RESIDENTIAL | 14A | LMH | $162,169.00 |
| 2015 | 46 | 7910 | 6012430 | DEFERRED LOAN PROGRAM/REHAB: SINGLE UNIT RESIDENTIAL | 14A | LMH | $1,450.00 |
| 2015 | 59 | 7922 | 5950154 | EMERGENCY ROOF REPAIRS/REHAB | 14A | LMH | $117,394.00 |
| 2015 | 59 | 7922 | 5993940 | EMERGENCY ROOF REPAIRS/REHAB | 14A | LMH | $125,800.00 |
| 2015 | 59 | 7922 | 6012430 | EMERGENCY ROOF REPAIRS/REHAB | 14A | LMH | $1,000.00 |
| 2015 | 118 | 7990 | 5950154 | REBUILDING TOGETHER BALTIMORE/REHAB/SINGLE UNIT RESIDENTIAL | 14A | LMH | $13,804.55 |

| | | | | | | | |
|---|---|---|---|---|---|---|---|
| 2015 | 118 | 7990 | 5993975 | REBUILDING TOGETHER BALTIMORE/REHAB/SINGLE UNIT RESIDENTIAL | 14A | LMH | $22,582.70 |
| 2016 | 53 | 8107 | 6012430 | DEFERRED LOAN PROGRAM/REHAB: SINGLE UNITS RESIDENTIAL | 14A | LMH | $92,450.00 |
| 2016 | 53 | 8107 | 6021887 | DEFERRED LOAN PROGRAM/REHAB: SINGLE UNITS RESIDENTIAL | 14A | LMH | $109,277.68 |
| 2016 | 53 | 8107 | 6033057 | DEFERRED LOAN PROGRAM/REHAB: SINGLE UNITS RESIDENTIAL | 14A | LMH | $90,647.00 |
| 2016 | 53 | 8107 | 6045259 | DEFERRED LOAN PROGRAM/REHAB: SINGLE UNITS RESIDENTIAL | 14A | LMH | $65,167.00 |
| 2016 | 67 | 8121 | 5993979 | EMERGENCY ROOF REPAIR PROGRAM/REHAB | 14A | LMH | $19,830.46 |
| 2016 | 67 | 8121 | 6006434 | EMERGENCY ROOF REPAIR PROGRAM/REHAB | 14A | LMH | $28,475.00 |
| 2016 | 67 | 8121 | 6012430 | EMERGENCY ROOF REPAIR PROGRAM/REHAB | 14A | LMH | $26,553.00 |
| 2016 | 67 | 8121 | 6021887 | EMERGENCY ROOF REPAIR PROGRAM/REHAB | 14A | LMH | $40,675.00 |
| 2016 | 67 | 8121 | 6033057 | EMERGENCY ROOF REPAIR PROGRAM/REHAB | 14A | LMH | $46,080.00 |
| 2016 | 67 | 8121 | 6045259 | EMERGENCY ROOF REPAIR PROGRAM/REHAB | 14A | LMH | $54,394.00 |
| | | | | | **14A** | **Matrix Code** | **$1,689,864.45** |
| 2010 | 30 | 6765 | 5950154 | BALTIMORE DEVELOPMENT CORPORATION/FACADE LOAN PROGRAM - BDC | 14E | LMA | $59,982.40 |
| 2010 | 30 | 6765 | 5993940 | BALTIMORE DEVELOPMENT CORPORATION/FACADE LOAN PROGRAM - BDC | 14E | LMA | $27,600.00 |
| | | | | | **14E** | **Matrix Code** | **$87,582.40** |
| 2009 | 132 | 6470 | 5950154 | JOHNSTON SQUARE (AHP) | 14G | LMH | $1,751.00 |
| 2009 | 132 | 6470 | 5993940 | JOHNSTON SQUARE (AHP) | 14G | LMH | $19,834.00 |
| 2009 | 132 | 6470 | 6006434 | JOHNSTON SQUARE (AHP) | 14G | LMH | $1,300.00 |
| 2009 | 132 | 6470 | 6021887 | JOHNSTON SQUARE (AHP) | 14G | LMH | $3,591.58 |
| 2009 | 132 | 6470 | 6045259 | JOHNSTON SQUARE (AHP) | 14G | LMH | $7,600.00 |
| 2015 | 38 | 7902 | 5950154 | COMMUNITY HOUSING ASSOCIATES/ACQ.FOR REHAB | 14G | LMH | $5,141.65 |
| 2015 | 38 | 7902 | 5993940 | COMMUNITY HOUSING ASSOCIATES/ACQ.FOR REHAB | 14G | LMH | $17,146.63 |
| 2015 | 60 | 7923 | 5950154 | EMPIRE HOMES/ACQ. FOR REHAB. | 14G | LMH | $5,589.22 |
| 2015 | 60 | 7923 | 5993940 | EMPIRE HOMES/ACQ. FOR REHAB. | 14G | LMH | $5,487.97 |
| 2016 | 45 | 8099 | 6006456 | COMMUNITY ASSOCIATES/ACQ. FOR REHAB | 14G | LMH | $20,601.92 |
| 2016 | 45 | 8099 | 6022123 | COMMUNITY ASSOCIATES/ACQ. FOR REHAB | 14G | LMH | $7,549.62 |
| 2016 | 45 | 8099 | 6033124 | COMMUNITY ASSOCIATES/ACQ. FOR REHAB | 14G | LMH | $5,151.47 |
| 2016 | 45 | 8099 | 6045279 | COMMUNITY ASSOCIATES/ACQ. FOR REHAB | 14G | LMH | $5,150.48 |
| 2016 | 68 | 8122 | 5993979 | EMPIRE HOMES/ACQ. FOR REHAB | 14G | LMH | $27,944.75 |
| 2016 | 68 | 8122 | 6006456 | EMPIRE HOMES/ACQ. FOR REHAB | 14G | LMH | $1,850.54 |
| 2016 | 68 | 8122 | 6012443 | EMPIRE HOMES/ACQ. FOR REHAB | 14G | LMH | $9,000.40 |
| 2016 | 68 | 8122 | 6033124 | EMPIRE HOMES/ACQ. FOR REHAB | 14G | LMH | $9,974.91 |
| | | | | | **14G** | **Matrix Code** | **$154,666.14** |
| 2009 | 113 | 6461 | 6001271 | HCD-OFFICE OF REHABILITATION | 14H | LMH | $164.42 |
| 2009 | 113 | 6461 | 6001329 | HCD-OFFICE OF REHABILITATION | 14H | LMH | $88,374.19 |
| 2011 | 81 | 7040 | 6001385 | HCD - OFFICE OF REHABILITATION/REHAB ADMIN. | 14H | LMH | $69,668.07 |
| 2012 | 87 | 7308 | 6000915 | HCD - Office of Rehabilitation | 14H | LMH | $59,074.75 |
| 2012 | 87 | 7308 | 6005159 | HCD - Office of Rehabilitation | 14H | LMH | $85,104.26 |
| 2013 | 79 | 7575 | 6000792 | HCD-OFFICE OF REHABILITATION | 14H | LMH | $80,877.51 |
| 2013 | 79 | 7575 | 6000807 | HCD-OFFICE OF REHABILITATION | 14H | LMH | $35,599.86 |

| | | | | | | | |
|---|---|---|---|---|---|---|---|
| 2014 | 89 | 7774 | 6000732 | HCD - OFFICE OF REHABILITATION | 14H | LMH | $35,104.26 |
| 2014 | 151 | 7835 | 5942929 | PEOPLE'S HOMESTEADING GROUP (REHAB ADMIN.) | 14H | LMH | $35,265.12 |
| 2015 | 56 | 7920 | 5954357 | DRUID HEIGHTS COMMUNITY DEVELOPMENT CORPORATION/REHAB. ADMIN. | 14H | LMH | $1,105.22 |
| 2015 | 56 | 7920 | 5993940 | DRUID HEIGHTS COMMUNITY DEVELOPMENT CORPORATION/REHAB. ADMIN. | 14H | LMH | $5,608.00 |
| 2015 | 66 | 7937 | 5993940 | HABITAT FOR HUMANITY OF THE CHESAPEAKE/REHAB. ADMIN. | 14H | LMH | $59,439.60 |
| 2015 | 77 | 7948 | 5950154 | HCD - OFFICE OF REHABILITATION/REHAB. ADMIN. | 14H | LMH | $46,281.09 |
| 2015 | 100 | 7970 | 5950154 | NEIGHBORHOOD HOUSING SERVICES/REHAB ADMIN. | 14H | LMH | $22,146.24 |
| 2015 | 100 | 7970 | 5993965 | NEIGHBORHOOD HOUSING SERVICES/REHAB ADMIN. | 14H | LMH | $49,313.16 |
| 2015 | 107 | 7980 | 5993965 | PARK HEIGHTS RENAISSANCE/REHAB. ADMIN. | 14H | LMH | $8,982.25 |
| 2015 | 115 | 7985 | 5950154 | PEOPLE HOMESTEADING GROUP/REHAB ADMIN. | 14H | LMH | $6,994.84 |
| 2015 | 115 | 7985 | 5993975 | PEOPLE HOMESTEADING GROUP/REHAB ADMIN. | 14H | LMH | $7,386.55 |
| 2015 | 157 | 8009 | 5993975 | WBC COMMUNITY DEVELOPMENT CORPORATION/REHAB ADMIN. | 14H | LMH | $4,170.59 |
| 2016 | 63 | 8117 | 5993979 | DRUID HEIGHTS CDC/REHAB. ADMIN. | 14H | LMH | $4,147.92 |
| 2016 | 63 | 8117 | 6006456 | DRUID HEIGHTS CDC/REHAB. ADMIN. | 14H | LMH | $5,968.20 |
| 2016 | 63 | 8117 | 6012443 | DRUID HEIGHTS CDC/REHAB. ADMIN. | 14H | LMH | $2,555.04 |
| 2016 | 63 | 8117 | 6033124 | DRUID HEIGHTS CDC/REHAB. ADMIN. | 14H | LMH | $7,179.74 |
| 2016 | 74 | 8129 | 5993979 | HABITAT FOR HUMANITY OF THE CHESAPEAKE/REHAB ADMIN. | 14H | LMH | $48,660.58 |
| 2016 | 74 | 8129 | 6012443 | HABITAT FOR HUMANITY OF THE CHESAPEAKE/REHAB ADMIN. | 14H | LMH | $49,400.33 |
| 2016 | 74 | 8129 | 6045279 | HABITAT FOR HUMANITY OF THE CHESAPEAKE/REHAB ADMIN. | 14H | LMH | $56,208.89 |
| 2016 | 86 | 8141 | 5993979 | HCD - OFFICE OF REHABILITATION/REHAB ADMIN. | 14H | LMH | $320,066.82 |
| 2016 | 86 | 8141 | 6006456 | HCD - OFFICE OF REHABILITATION/REHAB ADMIN. | 14H | LMH | $78,808.40 |
| 2016 | 86 | 8141 | 6012443 | HCD - OFFICE OF REHABILITATION/REHAB ADMIN. | 14H | LMH | $92,137.96 |
| 2016 | 86 | 8141 | 6022123 | HCD - OFFICE OF REHABILITATION/REHAB ADMIN. | 14H | LMH | $54,168.46 |
| 2016 | 86 | 8141 | 6033124 | HCD - OFFICE OF REHABILITATION/REHAB ADMIN. | 14H | LMH | $2,171.98 |
| 2016 | 86 | 8141 | 6044506 | HCD - OFFICE OF REHABILITATION/REHAB ADMIN. | 14H | LMH | $6,056.00 |
| 2016 | 86 | 8141 | 6045279 | HCD - OFFICE OF REHABILITATION/REHAB ADMIN. | 14H | LMH | $53,345.70 |
| 2016 | 119 | 8174 | 5993979 | PARK HEIGHTS RENAISSANCE/REHAB ADMIN. | 14H | LMH | $13,425.77 |
| 2016 | 119 | 8174 | 6045279 | PARK HEIGHTS RENAISSANCE/REHAB ADMIN. | 14H | LMH | $6,433.99 |
| 2016 | 125 | 8180 | 6006456 | PEOPLE'S HOMESTEADING GROUP/REHAB ADMIN. | 14H | LMH | $18,329.85 |
| 2016 | 125 | 8180 | 6012443 | PEOPLE'S HOMESTEADING GROUP/REHAB ADMIN. | 14H | LMH | $3,202.95 |
| 2016 | 125 | 8180 | 6045279 | PEOPLE'S HOMESTEADING GROUP/REHAB ADMIN. | 14H | LMH | $11,584.42 |
| | | | | | **14H** | **Matrix Code** | **$1,534,512.98** |
| 2015 | 47 | 7911 | 5950154 | DEPARTMENT OF PUBLIC WORKS/CODE ENFORCEMENT | 15 | LMA | $427,549.55 |
| 2015 | 47 | 7911 | 5993940 | DEPARTMENT OF PUBLIC WORKS/CODE ENFORCEMENT | 15 | LMA | $234,311.15 |
| 2015 | 92 | 7962 | 5993965 | LIVING CLASSROOMS/CODE ENFORCEMENT | 15 | LMA | $130,977.80 |
| 2016 | 54 | 8108 | 6045279 | DEPARTMENT OF PUBLIC WORKS/CODE ENFORCEMENT | 15 | LMA | $1,024,047.15 |
| | | | | | **15** | **Matrix Code** | **$1,816,885.65** |
| 2015 | 11 | 7876 | 5993940 | BELAIR-EDISON HOUSING SERVICES, INC./ED/TA | 18B | LMA | $5,986.45 |
| 2015 | 230 | 7987 | 5950154 | PIGTOWN MAIN STREET, INC./ED/TA | 18B | LMA | $1,703.61 |
| 2015 | 230 | 7987 | 5993975 | PIGTOWN MAIN STREET, INC./ED/TA | 18B | LMA | $3,040.48 |

| | | | | | | | |
|---|---|---|---|---|---|---|---|
| 2016 | 24 | 8077 | 6045279 | BELAIR-EDISON HOUSING SERVICE, INC./ED/TA | 18B | LMA | $8,517.36 |
| 2016 | 127 | 8182 | 5993979 | PIGTOWN MAIN STREET, INC. | 18B | LMA | $13,919.62 |
| 2016 | 127 | 8182 | 6006456 | PIGTOWN MAIN STREET, INC. | 18B | LMA | $13,919.62 |
| 2016 | 127 | 8182 | 6012443 | PIGTOWN MAIN STREET, INC. | 18B | LMA | $3,269.44 |
| 2016 | 127 | 8182 | 6022123 | PIGTOWN MAIN STREET, INC. | 18B | LMA | $3,265.33 |
| 2016 | 127 | 8182 | 6033124 | PIGTOWN MAIN STREET, INC. | 18B | LMA | $3,354.09 |
| 2016 | 127 | 8182 | 6045279 | PIGTOWN MAIN STREET, INC. | 18B | LMA | $3,058.07 |
| | | | | | **18B** | **Matrix Code** | **$60,034.07** |
| 2015 | 90 | 7960 | 5993965 | LATINO ECONOMIC DEVELOPMENT CORPORATION/MICRO ENTERPRISE ASST. | 18C | LMC | $19,813.58 |
| 2015 | 90 | 7960 | 6033124 | LATINO ECONOMIC DEVELOPMENT CORPORATION/MICRO ENTERPRISE ASST. | 18C | LMC | $19,968.80 |
| 2016 | 123 | 8178 | 6006456 | PEOPLE'S HOMESTEADING GROUP/MICRO ENTERPRISE | 18C | LMC | $21,413.39 |
| 2016 | 123 | 8178 | 6012443 | PEOPLE'S HOMESTEADING GROUP/MICRO ENTERPRISE | 18C | LMC | $3,741.77 |
| 2016 | 123 | 8178 | 6045279 | PEOPLE'S HOMESTEADING GROUP/MICRO ENTERPRISE | 18C | LMC | $13,533.20 |
| | | | | | **18C** | **Matrix Code** | **$78,470.74** |
| **Total** | | | | | | | **$11,073,465.23** |

**LINE 27 DETAIL: ACTIVITIES INCLUDED IN THE COMPUTATION OF LINE 27**

| Plan Year | IDIS Project | IDIS Activity | Voucher Number | Activity Name | Matrix Code | National Objective | Drawn Amount |
|---|---|---|---|---|---|---|---|
| 2015 | 104 | 7974 | 5993965 | NEWBORN HOLISTIC/OP. COSTS OF HOMELESS PROGRAMS | 03T | LMC | $18,592.46 |
| 2015 | 137 | 8010 | 5954357 | WOMEN'S HOUSING COALITION/OPERATING COSTS OF HOMELESS PROGRAMS | 03T | LMC | $35,012.44 |
| 2015 | 137 | 8010 | 5993975 | WOMEN'S HOUSING COALITION/OPERATING COSTS OF HOMELESS PROGRAMS | 03T | LMC | $10,143.94 |
| 2016 | 94 | 8149 | 6045279 | INTERSECTION OF CHANGE | 03T | LMC | $25,276.44 |
| 2016 | 152 | 8207 | 6033124 | WOMEN'S HOUSING COALITION/OP. COSTS OF HOMELESS PROGRAMS | 03T | LMC | $23,672.45 |
| 2016 | 152 | 8207 | 6045279 | WOMEN'S HOUSING COALITION/OP. COSTS OF HOMELESS PROGRAMS | 03T | LMC | $11,258.59 |
| | | | | | **03T** | **Matrix Code** | **$123,956.32** |
| 2012 | 47 | 7267 | 6001085 | Community Action Centers | 05 | LMC | $35,027.83 |
| 2012 | 47 | 7267 | 6001250 | Community Action Centers | 05 | LMC | $17,809.16 |
| 2012 | 47 | 7267 | 6001283 | Community Action Centers | 05 | LMC | $49,118.77 |
| 2012 | 47 | 7267 | 6001361 | Community Action Centers | 05 | LMC | $72,144.72 |
| 2013 | 42 | 7538 | 6000845 | COMMUNITY ACTION CENTERS/PUBLIC SERVICES | 05 | LMC | $35,104.26 |
| 2013 | 42 | 7538 | 6000858 | COMMUNITY ACTION CENTERS/PUBLIC SERVICES | 05 | LMC | $35,104.26 |
| 2013 | 42 | 7538 | 6000864 | COMMUNITY ACTION CENTERS/PUBLIC SERVICES | 05 | LMC | $35,104.26 |
| 2013 | 42 | 7538 | 6000934 | COMMUNITY ACTION CENTERS/PUBLIC SERVICES | 05 | LMC | $39,154.26 |
| 2014 | 49 | 7717 | 6000742 | COMMUNITY ACTION CENTERS | 05 | LMC | $85,104.26 |
| 2014 | 49 | 7717 | 6000753 | COMMUNITY ACTION CENTERS | 05 | LMC | $35,104.26 |
| 2015 | 15 | 7889 | 5950154 | CASA OF MARYLAND/GENERAL PUBLIC SERVICES | 05 | LMC | $13,500.49 |
| 2015 | 15 | 7889 | 5993940 | CASA OF MARYLAND/GENERAL PUBLIC SERVICES | 05 | LMC | $16,374.67 |
| 2015 | 35 | 7899 | 5993940 | COLDSTREAM-HOMESTEAD-MONTEBELLO/PUBLIC SERVICES (GENERAL) | 05 | LMA | $2,501.48 |
| 2015 | 37 | 7901 | 5993940 | MOHS/COMMUNITY ACTION CENTERS/PUBLIC SERVICES (GENERAL) | 05 | LMC | $8,808.99 |

| | | | | | | | |
|---|---|---|---|---|---|---|---|
| 2015 | 37 | 7901 | 5993965 | MOHS/COMMUNITY ACTION CENTERS/PUBLIC SERVICES (GENERAL) | 05 | LMC | $3,113.67 |
| 2015 | 37 | 7901 | 6000246 | MOHS/COMMUNITY ACTION CENTERS/PUBLIC SERVICES (GENERAL) | 05 | LMC | $39,104.26 |
| 2015 | 37 | 7901 | 6012443 | MOHS/COMMUNITY ACTION CENTERS/PUBLIC SERVICES (GENERAL) | 05 | LMC | $124.00 |
| 2015 | 37 | 7901 | 6013029 | MOHS/COMMUNITY ACTION CENTERS/PUBLIC SERVICES (GENERAL) | 05 | LMC | $584.45 |
| 2015 | 37 | 7901 | 6022123 | MOHS/COMMUNITY ACTION CENTERS/PUBLIC SERVICES (GENERAL) | 05 | LMC | $5,414.59 |
| 2015 | 41 | 7905 | 5950154 | COMMUNITY MEDIATION PROGRAM/PUBLIC SERVICES (GENERAL) | 05 | LMC | $3,328.67 |
| 2015 | 41 | 7905 | 5993940 | COMMUNITY MEDIATION PROGRAM/PUBLIC SERVICES (GENERAL) | 05 | LMC | $3,328.24 |
| 2015 | 43 | 7907 | 5993940 | COPPIN HEIGHTS COMMUNITY DEVELOPMENT CORPORATION/PUBLIC SERVICES (GENERAL) | 05 | LMC | $19,810.71 |
| 2015 | 45 | 7909 | 5950154 | CREATIVE ALLIANCE/PUBLIC SERVICES (GENERAL) | 05 | LMC | $14,607.37 |
| 2015 | 45 | 7909 | 5993940 | CREATIVE ALLIANCE/PUBLIC SERVICES (GENERAL) | 05 | LMC | $9,297.94 |
| 2015 | 61 | 7924 | 5993940 | FAMILY TREE/PUBLIC SERVICES (GENERAL) | 05 | LMC | $12,883.65 |
| 2015 | 61 | 7924 | 6012443 | FAMILY TREE/PUBLIC SERVICES (GENERAL) | 05 | LMC | $5,596.70 |
| 2015 | 80 | 7951 | 5993965 | HISTORIC EAST BALTIMORE COMMUNITY ACTION COALITION/PUBLIC SERVICES | 05 | LMC | $5,607.24 |
| 2015 | 89 | 7959 | 5993965 | JULIE COMMUNITY CENTER/PUBLIC SERVICES (GENERAL) | 05 | LMC | $809.64 |
| 2015 | 103 | 7973 | 5993965 | NEWBORN HOLISTIC/PUBLIC SERVICES (GENERAL) | 05 | LMC | $15,522.56 |
| 2015 | 136 | 8008 | 5993975 | UPTON PLANNING COMMITTEE/PUBLIC SERVICES (GENERAL) | 05 | LMA | $6,646.66 |
| 2015 | 152 | 7996 | 5993975 | ROBERTA'S HOUSE/PUBLIC SERVICES (GENERAL) | 05 | LMC | $21,941.88 |
| 2015 | 188 | 7885 | 5950154 | CHESAPEAKE CENTER FOR YOUTH DEVELOPMENT/GENERAL PUBLIC SERVICES | 05 | LMA | $4,262.50 |
| 2015 | 188 | 7885 | 5993940 | CHESAPEAKE CENTER FOR YOUTH DEVELOPMENT/GENERAL PUBLIC SERVICES | 05 | LMA | $1,382.68 |
| 2015 | 189 | 7986 | 5950154 | PIGTOWN MAIN STREET, INC./PUBLIC SERVICES (GENERAL) | 05 | LMA | $1,575.25 |
| 2015 | 189 | 7986 | 5993975 | PIGTOWN MAIN STREET, INC./PUBLIC SERVICES (GENERAL) | 05 | LMA | $914.42 |
| 2016 | 28 | 8081 | 5993975 | CHESAPEAKE CENTER FOR YOUTH DEVELOPMENT/PUBLIC SERVICES (GENERAL) | 05 | LMA | $9,590.75 |
| 2016 | 28 | 8081 | 6006456 | CHESAPEAKE CENTER FOR YOUTH DEVELOPMENT/PUBLIC SERVICES (GENERAL) | 05 | LMA | $2,636.69 |
| 2016 | 28 | 8081 | 6012443 | CHESAPEAKE CENTER FOR YOUTH DEVELOPMENT/PUBLIC SERVICES (GENERAL) | 05 | LMA | $2,635.04 |
| 2016 | 28 | 8081 | 6022123 | CHESAPEAKE CENTER FOR YOUTH DEVELOPMENT/PUBLIC SERVICES (GENERAL) | 05 | LMA | $2,487.11 |
| 2016 | 28 | 8081 | 6033124 | CHESAPEAKE CENTER FOR YOUTH DEVELOPMENT/PUBLIC SERVICES (GENERAL) | 05 | LMA | $2,265.64 |
| 2016 | 43 | 8097 | 5993975 | COLDSTREAM-HOMESTEAD-MONTEBELLO CORPORATION/PUBLIC SERVICES (GENERAL) | 05 | LMA | $3,213.07 |
| 2016 | 43 | 8097 | 6022123 | COLDSTREAM-HOMESTEAD-MONTEBELLO CORPORATION/PUBLIC SERVICES (GENERAL) | 05 | LMA | $2,553.43 |
| 2016 | 48 | 8102 | 6006456 | COMMUNITY MEDIATION PROGRAM/PUBLIC SERVICES (GENERAL) | 05 | LMC | $13,369.19 |
| 2016 | 48 | 8102 | 6012443 | COMMUNITY MEDIATION PROGRAM/PUBLIC SERVICES (GENERAL) | 05 | LMC | $3,269.82 |
| 2016 | 48 | 8102 | 6022123 | COMMUNITY MEDIATION PROGRAM/PUBLIC SERVICES (GENERAL) | 05 | LMC | $3,496.77 |
| 2016 | 48 | 8102 | 6033124 | COMMUNITY MEDIATION PROGRAM/PUBLIC SERVICES (GENERAL) | 05 | LMC | $3,495.29 |
| 2016 | 93 | 8148 | 6045279 | INTERSECTION OF CHANGE (NEWBORN) HOLISTIC | 05 | LMC | $15,497.62 |
| 2016 | 100 | 8155 | 6006456 | JULIE COMMUNITY CENTER/PUBLIC SERVICES (GENERAL) | 05 | LMC | $850.59 |
| 2016 | 100 | 8155 | 6012443 | JULIE COMMUNITY CENTER/PUBLIC SERVICES (GENERAL) | 05 | LMC | $850.59 |
| 2016 | 109 | 8164 | 5993979 | MAYOR'S OFFICE OF HUMAN SERVICES/COMMUNITY ACTION | 05 | LMC | $41,165.34 |
| 2016 | 109 | 8164 | 6006514 | MAYOR'S OFFICE OF HUMAN SERVICES/COMMUNITY ACTION | 05 | LMC | $350,865.85 |
| 2016 | 109 | 8164 | 6012443 | MAYOR'S OFFICE OF HUMAN SERVICES/COMMUNITY ACTION | 05 | LMC | $49,134.15 |
| 2016 | 109 | 8164 | 6022123 | MAYOR'S OFFICE OF HUMAN SERVICES/COMMUNITY ACTION | 05 | LMC | $38,944.12 |
| 2016 | 109 | 8164 | 6044506 | MAYOR'S OFFICE OF HUMAN SERVICES/COMMUNITY ACTION | 05 | LMC | $7,248.50 |

| | | | | | | | |
|---|---|---|---|---|---|---|---|
| 2016 | 109 | 8164 | 6045279 | MAYOR'S OFFICE OF HUMAN SERVICES/COMMUNITY ACTION | 05 | LMC | $64,439.02 |
| 2016 | 126 | 8181 | 5993979 | PIGTOWN MAIN STREET, INC./PUBLIC SERVICES (GENERAL) | 05 | LMA | $2,651.37 |
| 2016 | 126 | 8181 | 6006456 | PIGTOWN MAIN STREET, INC./PUBLIC SERVICES (GENERAL) | 05 | LMA | $2,651.37 |
| 2016 | 126 | 8181 | 6012443 | PIGTOWN MAIN STREET, INC./PUBLIC SERVICES (GENERAL) | 05 | LMA | $622.75 |
| 2016 | 126 | 8181 | 6022123 | PIGTOWN MAIN STREET, INC./PUBLIC SERVICES (GENERAL) | 05 | LMA | $621.97 |
| 2016 | 126 | 8181 | 6033124 | PIGTOWN MAIN STREET, INC./PUBLIC SERVICES (GENERAL) | 05 | LMA | $638.87 |
| 2016 | 126 | 8181 | 6045279 | PIGTOWN MAIN STREET, INC./PUBLIC SERVICES (GENERAL) | 05 | LMA | $582.92 |
| 2016 | 136 | 8191 | 5993979 | ROBERTA'S HOUSE/PUBLIC SERVICES (GENERAL) | 05 | LMC | $45,338.28 |
| | | | | | **05** | **Matrix Code** | **$1,326,934.86** |
| 2015 | 24 | 7870 | 5993940 | ACTION IN MATURITY/SENIOR SERVICES | 05A | LMC | $9,422.96 |
| 2015 | 36 | 7900 | 5950154 | COMMISSION ON AGING AND RETIREMENT EDUCATION/SENIOR SERVICES | 05A | LMC | $5,472.16 |
| 2015 | 36 | 7900 | 5993940 | COMMISSION ON AGING AND RETIREMENT EDUCATION/SENIOR SERVICES | 05A | LMC | $87,581.23 |
| 2016 | 15 | 8068 | 5993975 | ACTION IN MATURITY/SENIOR SERVICES | 05A | LMC | $8,807.69 |
| 2016 | 15 | 8068 | 6012443 | ACTION IN MATURITY/SENIOR SERVICES | 05A | LMC | $8,725.17 |
| | | | | | **05A** | **Matrix Code** | **$120,009.21** |
| 2015 | 16 | 7887 | 5950154 | CASA OF MARYLAND/LEGAL | 05C | LMC | $5,184.85 |
| 2015 | 16 | 7887 | 5993940 | CASA OF MARYLAND/LEGAL | 05C | LMC | $6,288.67 |
| 2015 | 40 | 7904 | 5993940 | COMMUNITY LAW CENTER/LEGAL SERVICES | 05C | LMA | $19,980.64 |
| 2015 | 117 | 7989 | 5993975 | PUBLIC JUSTICE CENTER/LEGAL SERVICES | 05C | LMC | $2,672.48 |
| 2016 | 47 | 8101 | 5993975 | COMMUNITY LAW CENTER/LEGAL SERVICES | 05C | LMA | $20,479.28 |
| 2016 | 47 | 8101 | 6012443 | COMMUNITY LAW CENTER/LEGAL SERVICES | 05C | LMA | $20,396.14 |
| 2016 | 47 | 8101 | 6045279 | COMMUNITY LAW CENTER/LEGAL SERVICES | 05C | LMA | $20,231.80 |
| 2016 | 129 | 8184 | 6006456 | PUBLIC JUSTICE CENTER/LEGAL SERVICES | 05C | LMC | $14,305.86 |
| 2016 | 129 | 8184 | 6012443 | PUBLIC JUSTICE CENTER/LEGAL SERVICES | 05C | LMC | $2,764.96 |
| 2016 | 129 | 8184 | 6022123 | PUBLIC JUSTICE CENTER/LEGAL SERVICES | 05C | LMC | $2,764.96 |
| 2016 | 129 | 8184 | 6033124 | PUBLIC JUSTICE CENTER/LEGAL SERVICES | 05C | LMC | $2,764.96 |
| 2016 | 129 | 8184 | 6045279 | PUBLIC JUSTICE CENTER/LEGAL SERVICES | 05C | LMC | $3,013.66 |
| | | | | | **05C** | **Matrix Code** | **$120,848.26** |
| 2015 | 5 | 7874 | 5993940 | BALTIMORE OFFICE OF PROMOTION & THE ARTS/YOUTH SERVICES | 05D | LMC | $9,722.39 |
| 2015 | 7 | 7875 | 5950154 | BANNER NEIGHBORHOODS/YOUTH SERVICES | 05D | LMC | $4,126.80 |
| 2015 | 7 | 7875 | 5993940 | BANNER NEIGHBORHOODS/YOUTH SERVICES | 05D | LMC | $4,532.51 |
| 2015 | 34 | 7898 | 5993940 | COLDSTREAM-HOMESTEAD-MONTEBELLO/YOUTH | 05D | LMC | $8,470.70 |
| 2015 | 44 | 7908 | 5950154 | CREATIVE ALLIANCE/YOUTH | 05D | LMC | $17,036.03 |
| 2015 | 44 | 7908 | 5993940 | CREATIVE ALLIANCE/YOUTH | 05D | LMC | $27,181.55 |
| 2015 | 55 | 7918 | 5954357 | DRUID HEIGHTS COMMUNITY DEVELOPMENT CORPORATION/YOUTH | 05D | LMC | $5,645.20 |
| 2015 | 55 | 7918 | 5993940 | DRUID HEIGHTS COMMUNITY DEVELOPMENT CORPORATION/YOUTH | 05D | LMC | $4,650.20 |
| 2015 | 71 | 7942 | 5950154 | HCD-DAWSON SAFE HAVEN CENTER/YOUTH | 05D | LMC | $59,957.30 |
| 2015 | 71 | 7942 | 5954264 | HCD-DAWSON SAFE HAVEN CENTER/YOUTH | 05D | LMC | $58.98 |
| 2015 | 71 | 7942 | 5993965 | HCD-DAWSON SAFE HAVEN CENTER/YOUTH | 05D | LMC | $25,346.05 |
| 2015 | 86 | 7956 | 5993965 | JULIE COMMUNITY CENTER/YOUTH | 05D | LMC | $3,214.13 |

| | | | | | | | |
|---|---|---|---|---|---|---|---|
| 2015 | 133 | 8005 | 5993975 | THE VILLAGE LEARNING PLACE/YOUTH SERVICES | 05D | LMC | $20,328.93 |
| 2015 | 250 | 7963 | 5993965 | LIVING CLASSROOMS/POWER HOUSE PROGRAM | 05D | LMC | $29,640.69 |
| 2016 | 20 | 8073 | 5993975 | BANNER NEIGHBORHOODS/YOUTH SERVICES | 05D | LMC | $21,122.54 |
| 2016 | 20 | 8073 | 6006456 | BANNER NEIGHBORHOODS/YOUTH SERVICES | 05D | LMC | $22,363.52 |
| 2016 | 20 | 8073 | 6022123 | BANNER NEIGHBORHOODS/YOUTH SERVICES | 05D | LMC | $6,083.90 |
| 2016 | 20 | 8073 | 6033124 | BANNER NEIGHBORHOODS/YOUTH SERVICES | 05D | LMC | $6,083.90 |
| 2016 | 20 | 8073 | 6045279 | BANNER NEIGHBORHOODS/YOUTH SERVICES | 05D | LMC | $6,083.90 |
| 2016 | 42 | 8096 | 5993975 | COLDSTREAM-HOMESTEAD-MONTEBELLO CORPORATION/YOUTH | 05D | LMC | $4,914.11 |
| 2016 | 42 | 8096 | 6022123 | COLDSTREAM-HOMESTEAD-MONTEBELLO CORPORATION/YOUTH | 05D | LMC | $3,905.24 |
| 2016 | 61 | 8115 | 5993979 | DRUID HEIGHTS CDC/YOUTH | 05D | LMC | $8,960.25 |
| 2016 | 61 | 8115 | 6006456 | DRUID HEIGHTS CDC/YOUTH | 05D | LMC | $7,811.64 |
| 2016 | 61 | 8115 | 6012443 | DRUID HEIGHTS CDC/YOUTH | 05D | LMC | $3,344.23 |
| 2016 | 61 | 8115 | 6033124 | DRUID HEIGHTS CDC/YOUTH | 05D | LMC | $10,319.12 |
| 2016 | 80 | 8135 | 5993979 | HCD - DAWSON SAFE HAVEN CENTER/YOUTH | 05D | LMC | $72,722.98 |
| 2016 | 80 | 8135 | 6006456 | HCD - DAWSON SAFE HAVEN CENTER/YOUTH | 05D | LMC | $21,970.13 |
| 2016 | 80 | 8135 | 6012443 | HCD - DAWSON SAFE HAVEN CENTER/YOUTH | 05D | LMC | $18,290.21 |
| 2016 | 80 | 8135 | 6022123 | HCD - DAWSON SAFE HAVEN CENTER/YOUTH | 05D | LMC | $31,762.69 |
| 2016 | 80 | 8135 | 6033124 | HCD - DAWSON SAFE HAVEN CENTER/YOUTH | 05D | LMC | $28,020.99 |
| 2016 | 80 | 8135 | 6045279 | HCD - DAWSON SAFE HAVEN CENTER/YOUTH | 05D | LMC | $26,826.97 |
| 2016 | 80 | 8135 | 6045370 | HCD - DAWSON SAFE HAVEN CENTER/YOUTH | 05D | LMC | $52.44 |
| 2016 | 97 | 8152 | 6006456 | JULIE COMMUNITY CENTER/YOUTH | 05D | LMC | $3,367.64 |
| 2016 | 97 | 8152 | 6012443 | JULIE COMMUNITY CENTER/YOUTH | 05D | LMC | $3,367.64 |
| 2016 | 103 | 8158 | 6045279 | LIBERTY'S PROMISE/YOUTH SERVICES | 05D | LMC | $2,408.43 |
| | | | | | **05D** | **Matrix Code** | **$529,693.93** |
| 2014 | 123 | 7807 | 5999704 | PARKS AND PEOPLE FOUNDATION/EMPLOYMENT TRAINING | 05H | LMC | $6,372.82 |
| 2015 | 13 | 7882 | 5993940 | BON SECOURS OF MARYLAND FOUNDATION/EMPLOYMENT TRAINING | 05H | LMC | $41,124.27 |
| 2015 | 13 | 7882 | 6012443 | BON SECOURS OF MARYLAND FOUNDATION/EMPLOYMENT TRAINING | 05H | LMC | $14,101.12 |
| 2015 | 14 | 7883 | 5950154 | CAROLINE FRIESS CENTER/EMPLOYMENT TRAINING | 05H | LMC | $8,461.10 |
| 2015 | 14 | 7883 | 5993940 | CAROLINE FRIESS CENTER/EMPLOYMENT TRAINING | 05H | LMC | $25,364.91 |
| 2015 | 17 | 7884 | 5950154 | CHESAPEAKE CENTER FOR YOUTH DEVELOPMENT/EMPLOYMENT TRAINING | 05H | LMC | $16,035.23 |
| 2015 | 17 | 7884 | 5993940 | CHESAPEAKE CENTER FOR YOUTH DEVELOPMENT/EMPLOYMENT TRAINING | 05H | LMC | $5,201.53 |
| 2015 | 19 | 7892 | 5993940 | CIVIC WORKS-APPRENTICE PROGRAM/EMPLOYMENT TRAINING | 05H | LMC | $10,689.93 |
| 2015 | 19 | 7892 | 6012443 | CIVIC WORKS-APPRENTICE PROGRAM/EMPLOYMENT TRAINING | 05H | LMC | $4,790.63 |
| 2015 | 21 | 7894 | 5993940 | CIVIC WORKS-LOT TEAM/EMPLOYMENT TRAINING | 05H | LMC | $6,191.01 |
| 2015 | 30 | 7888 | 5950154 | CASA OF MARYLAND/EMPLOYMENT TRAINING | 05H | LMC | $13,164.37 |
| 2015 | 30 | 7888 | 5993940 | CASA OF MARYLAND/EMPLOYMENT TRAINING | 05H | LMC | $15,966.96 |
| 2015 | 55 | 7919 | 5954357 | DRUID HEIGHTS COMMUNITY DEVELOPMENT CORPORATION/EMPLOYMENT TRAINING | 05H | LMC | $5,146.20 |
| 2015 | 55 | 7919 | 5993940 | DRUID HEIGHTS COMMUNITY DEVELOPMENT CORPORATION/EMPLOYMENT TRAINING | 05H | LMC | $10,845.10 |
| 2015 | 65 | 7928 | 5993940 | STRONG CITY BALTIMORE/EMPLOYMENT TRAINING | 05H | LMC | $14,252.98 |
| 2015 | 88 | 7958 | 5993965 | JULIE COMMUNITY CENTER/EMPLOYMENT TRAINING | 05H | LMC | $2,436.85 |

| | | | | | | | |
|---|---|---|---|---|---|---|---|
| 2015 | 91 | 7961 | 5993965 | LEARNING IS FOR TOMORROW/EMPLOYMENT TRAINING | 05H | LMC | $55,083.85 |
| 2015 | 94 | 7964 | 5993965 | MARYLAND NEW DIRECTIONS/EMPLOYMENT TRAINING | 05H | LMC | $11,681.60 |
| 2015 | 111 | 7981 | 5950154 | PARKS AND PEOPLE FOUNDATION/EMPLOYMENT TRAINING | 05H | LMC | $17,576.34 |
| 2015 | 111 | 7981 | 5993965 | PARKS AND PEOPLE FOUNDATION/EMPLOYMENT TRAINING | 05H | LMC | $44,358.19 |
| 2015 | 111 | 7981 | 6045370 | PARKS AND PEOPLE FOUNDATION/EMPLOYMENT TRAINING | 05H | LMC | $5,476.42 |
| 2015 | 124 | 7997 | 5993975 | SOUTH BALTIMORE LEARNING CENTER/EMPLOYMENT TRAINING | 05H | LMC | $12,572.66 |
| 2016 | 27 | 8080 | 6006456 | CAROLINE FRIESS CENTER/EMPLOYMENT TRAINING | 05H | LMC | $32,190.61 |
| 2016 | 27 | 8080 | 6012443 | CAROLINE FRIESS CENTER/EMPLOYMENT TRAINING | 05H | LMC | $9,671.25 |
| 2016 | 27 | 8080 | 6022123 | CAROLINE FRIESS CENTER/EMPLOYMENT TRAINING | 05H | LMC | $8,797.24 |
| 2016 | 27 | 8080 | 6033124 | CAROLINE FRIESS CENTER/EMPLOYMENT TRAINING | 05H | LMC | $8,797.23 |
| 2016 | 27 | 8080 | 6045279 | CAROLINE FRIESS CENTER/EMPLOYMENT TRAINING | 05H | LMC | $12,957.76 |
| 2016 | 29 | 8082 | 5993975 | CHESAPEAKE CENTER FOR YOUTH DEVELOPMENT/EMPLOYMENT TRAINING | 05H | LMC | $30,725.77 |
| 2016 | 29 | 8082 | 6006456 | CHESAPEAKE CENTER FOR YOUTH DEVELOPMENT/EMPLOYMENT TRAINING | 05H | LMC | $7,739.58 |
| 2016 | 29 | 8082 | 6012443 | CHESAPEAKE CENTER FOR YOUTH DEVELOPMENT/EMPLOYMENT TRAINING | 05H | LMC | $7,889.86 |
| 2016 | 29 | 8082 | 6022123 | CHESAPEAKE CENTER FOR YOUTH DEVELOPMENT/EMPLOYMENT TRAINING | 05H | LMC | $7,893.64 |
| 2016 | 29 | 8082 | 6033124 | CHESAPEAKE CENTER FOR YOUTH DEVELOPMENT/EMPLOYMENT TRAINING | 05H | LMC | $7,128.42 |
| 2016 | 62 | 8116 | 5993979 | DRUID HEIGHTS CDC/EMPLOYMENT TRAINING | 05H | LMC | $8,465.49 |
| 2016 | 62 | 8116 | 6006456 | DRUID HEIGHTS CDC/EMPLOYMENT TRAINING | 05H | LMC | $6,527.81 |
| 2016 | 62 | 8116 | 6012443 | DRUID HEIGHTS CDC/EMPLOYMENT TRAINING | 05H | LMC | $2,794.62 |
| 2016 | 62 | 8116 | 6033124 | DRUID HEIGHTS CDC/EMPLOYMENT TRAINING | 05H | LMC | $8,878.44 |
| 2016 | 99 | 8154 | 6006456 | JULIE COMMUNITY CENTER/EMPLOYMENT TRAINING | 05H | LMC | $2,551.08 |
| 2016 | 99 | 8154 | 6012443 | JULIE COMMUNITY CENTER/EMPLOYMENT TRAINING | 05H | LMC | $2,551.08 |
| 2016 | 106 | 8161 | 6033124 | LIVING CLASSROOMS/POWER HOUSE | 05H | LMC | $18,141.03 |
| 2016 | 107 | 8162 | 5993979 | MARYLAND NEW DIRECTIONS/EMPLOYMENT TRAINING | 05H | LMC | $18,461.70 |
| 2016 | 107 | 8162 | 6012443 | MARYLAND NEW DIRECTIONS/EMPLOYMENT TRAINING | 05H | LMC | $25,716.36 |
| 2016 | 137 | 8192 | 6033124 | SOUTH BALTIMORE LEARNING CENTER/EMPLOYMENT TRAINING | 05H | LMC | $11,659.19 |
| 2016 | 137 | 8192 | 6045279 | SOUTH BALTIMORE LEARNING CENTER/EMPLOYMENT TRAINING | 05H | LMC | $28,752.59 |
| 2016 | 144 | 8199 | 6033124 | STRONG CITY BALTIMORE (GREATER HOMEWOOD) | 05H | LMC | $23,058.93 |
| | | | | | **05H** | **Matrix Code** | **$638,243.75** |
| 2015 | 33 | 7897 | 5993940 | COLDSTREAM-HOMESTEAD-MONTEBELLO/CRIME PREVENTION | 05I | LMA | $1,777.86 |
| 2015 | 67 | 7938 | 5950154 | HARBEL COMMUNITY ORGANIZATION/CRIME PREVENTION | 05I | LMA | $12,218.00 |
| 2015 | 67 | 7938 | 5993965 | HARBEL COMMUNITY ORGANIZATION/CRIME PREVENTION | 05I | LMA | $12,591.00 |
| 2016 | 41 | 8095 | 5993975 | COLDSTREAM-HOMESTEAD-MONTEBELLO CORPORATION/CRIME PREVENTION | 05I | LMA | $2,457.05 |
| 2016 | 41 | 8095 | 6022123 | COLDSTREAM-HOMESTEAD-MONTEBELLO CORPORATION/CRIME PREVENTION | 05I | LMA | $1,952.62 |
| 2016 | 76 | 8131 | 6022123 | HARBEL COMMUNITY ORGANIZATION/CRIME PREVENTION | 05I | URG | $12,224.00 |
| 2016 | 76 | 8131 | 6033124 | HARBEL COMMUNITY ORGANIZATION/CRIME PREVENTION | 05I | URG | $13,506.00 |
| | | | | | **05I** | **Matrix Code** | **$56,726.53** |
| 2012 | 80 | 7301 | 6001364 | HCD - Child Care Centers | 05L | LMC | $70,208.52 |
| 2012 | 80 | 7301 | 6001369 | HCD - Child Care Centers | 05L | LMC | $62,160.40 |
| 2016 | 121 | 8176 | 5993979 | PARKS AND PEOPLE FOUNDATION/CHILD CARE SERVICES | 05L | LMC | $22,000.00 |

| | | | | | | | |
|---|---|---|---|---|---|---|---|
| | | | | | **05L** | **Matrix Code** | **$154,368.92** |
| 2015 | 87 | 7957 | 5993965 | JULIE COMMUNITY CENTER/HEALTH SERVICES | 05M | LMC | $3,789.38 |
| 2015 | 87 | 7957 | 6039672 | JULIE COMMUNITY CENTER/HEALTH SERVICES | 05M | LMC | $3,788.54 |
| 2016 | 98 | 8153 | 6006456 | JULIE COMMUNITY CENTER/HEALTH SERVICES | 05M | LMC | $3,980.71 |
| 2016 | 98 | 8153 | 6012443 | JULIE COMMUNITY CENTER/HEALTH SERVICES | 05M | LMC | $3,980.71 |
| | | | | | **05M** | **Matrix Code** | **$15,539.34** |
| 2015 | 84 | 7954 | 5993965 | INNOVATIVE HOUSING INSTITUTE/SUBSISTENCE PAYMENTS | 05Q | LMC | $4,230.68 |
| 2016 | 92 | 8147 | 5993979 | INNOVATIVE HOUSING INSTITUTE/SUBSISTENCE PAYMENTS | 05Q | LMC | $11,691.00 |
| 2016 | 92 | 8147 | 6022123 | INNOVATIVE HOUSING INSTITUTE/SUBSISTENCE PAYMENTS | 05Q | LMC | $7,849.00 |
| 2016 | 92 | 8147 | 6045279 | INNOVATIVE HOUSING INSTITUTE/SUBSISTENCE PAYMENTS | 05Q | LMC | $7,862.57 |
| | | | | | **05Q** | **Matrix Code** | **$31,633.25** |
| 2015 | 10 | 7880 | 5993940 | BELAIR-EDISON HOUSING SERVICE, INC./COUNSELING | 05U | LMC | $14,909.99 |
| 2015 | 42 | 7906 | 5993940 | COMPREHENSIVE HOUSING ASSISTANCE/HOUSING COUNSELING | 05U | LMC | $22,483.44 |
| 2015 | 52 | 7916 | 5954357 | DRUID HEIGHTS COMMUNITY DEVELOPMENT CORPORATION/HOUSING COUNSELING | 05U | LMC | $3,850.02 |
| 2015 | 52 | 7916 | 5993940 | DRUID HEIGHTS COMMUNITY DEVELOPMENT CORPORATION/HOUSING COUNSELING | 05U | LMC | $7,132.96 |
| 2015 | 63 | 7926 | 5950154 | GARWYN OAKS UNITED NEIGHBORS/HOUSING COUNSELING | 05U | LMC | $3,249.16 |
| 2015 | 63 | 7926 | 5993940 | GARWYN OAKS UNITED NEIGHBORS/HOUSING COUNSELING | 05U | LMC | $5,367.16 |
| 2015 | 68 | 7939 | 5950154 | HARBEL COMMUNITY ORGANIZATION/HOUSING COUNSELING | 05U | LMC | $6,431.00 |
| 2015 | 68 | 7939 | 5993965 | HARBEL COMMUNITY ORGANIZATION/HOUSING COUNSELING | 05U | LMC | $6,386.00 |
| 2015 | 99 | 7969 | 5950154 | NEIGHBORHOOD HOUSING SERVICES/HOUSING COUNSELING | 05U | LMC | $22,035.17 |
| 2015 | 99 | 7969 | 5993965 | NEIGHBORHOOD HOUSING SERVICES/HOUSING COUNSELING | 05U | LMC | $45,489.88 |
| 2015 | 106 | 7979 | 5993965 | PARK HEIGHTS RENAISSANCE/HOUSING COUNSELING | 05U | LMC | $13,693.64 |
| 2015 | 128 | 8000 | 5993975 | SOUTHEAST COMMUNITY DEVELOPMENT/HOUSING COUNSELING | 05U | LMC | $27,343.11 |
| 2015 | 131 | 8003 | 5993975 | ST. AMBROSE HOUSING AID CENTER/DEFAULT COUNSELING | 05U | LMC | $35,583.00 |
| 2015 | 132 | 8004 | 5950154 | THE DEVELOPMENT CORPORATION/HOUSING COUNSELING | 05U | LMC | $8,117.74 |
| 2015 | 132 | 8004 | 5993975 | THE DEVELOPMENT CORPORATION/HOUSING COUNSELING | 05U | LMC | $9,459.03 |
| 2016 | 22 | 8075 | 6045279 | BELAIR-EDISON HOUSING SERVICE, INC./HOUSING COUNSELING | 05U | LMC | $34,054.45 |
| 2016 | 49 | 8103 | 6012443 | COMPREHENSIVE HOUSING ASSISTANCE/HOUSING COUNSELING | 05U | LMC | $20,692.35 |
| 2016 | 59 | 8113 | 5993979 | DRUID HEIGHTS CDC/HOUSING COUNSELING | 05U | LMC | $13,204.42 |
| 2016 | 59 | 8113 | 6006456 | DRUID HEIGHTS CDC/HOUSING COUNSELING | 05U | LMC | $8,524.87 |
| 2016 | 59 | 8113 | 6012443 | DRUID HEIGHTS CDC/HOUSING COUNSELING | 05U | LMC | $3,649.60 |
| 2016 | 59 | 8113 | 6033124 | DRUID HEIGHTS CDC/HOUSING COUNSELING | 05U | LMC | $12,155.63 |
| 2016 | 71 | 8126 | 6022123 | GARWYN OAKS UNITED NEIGHBORS/HOUSING COUNSELING | 05U | LMC | $15,918.24 |
| 2016 | 71 | 8126 | 6033124 | GARWYN OAKS UNITED NEIGHBORS/HOUSING COUNSELING | 05U | LMC | $6,234.93 |
| 2016 | 71 | 8126 | 6045279 | GARWYN OAKS UNITED NEIGHBORS/HOUSING COUNSELING | 05U | LMC | $2,478.52 |
| 2016 | 77 | 8132 | 6022123 | HARBEL COMMUNITY ORGANIZATION/HOUSING COUNSELING | 05U | LMC | $6,506.00 |
| 2016 | 77 | 8132 | 6033124 | HARBEL COMMUNITY ORGANIZATION/HOUSING COUNSELING | 05U | LMC | $6,984.00 |
| 2016 | 118 | 8173 | 5993979 | PARK HEIGHTS RENAISSANCE/HOUSING COUNSELING | 05U | LMC | $30,151.54 |
| 2016 | 118 | 8173 | 6045279 | PARK HEIGHTS RENAISSANCE/HOUSING COUNSELING | 05U | LMC | $14,529.78 |
| 2016 | 140 | 8195 | 6045279 | SOUTHEAST COMMUNITY DEVELOPMENT CORPORATION/COUNSELING | 05U | LMC | $71,210.59 |

| | | | | | | | |
|---|---|---|---|---|---|---|---|
| 2016 | 141 | 8196 | 5993979 | ST. AMBROSE - HOMESHARING PROGRAM/HOMESHARING | 05U | LMC | $17,305.00 |
| 2016 | 141 | 8196 | 6006456 | ST. AMBROSE - HOMESHARING PROGRAM/HOMESHARING | 05U | LMC | $20,363.00 |
| 2016 | 141 | 8196 | 6012443 | ST. AMBROSE - HOMESHARING PROGRAM/HOMESHARING | 05U | LMC | $9,188.00 |
| 2016 | 142 | 8197 | 5993979 | ST. AMBROSE HOUSING AID CENTER/HOUSING COUNSELING | 05U | LMC | $36,483.00 |
| 2016 | 142 | 8197 | 6006456 | ST. AMBROSE HOUSING AID CENTER/HOUSING COUNSELING | 05U | LMC | $56,641.00 |
| 2016 | 142 | 8197 | 6012443 | ST. AMBROSE HOUSING AID CENTER/HOUSING COUNSELING | 05U | LMC | $46,469.00 |
| 2016 | 143 | 8198 | 6006456 | ST. AMBROSE HOUSING AID CENTER/DEFAULT COUNSELING | 05U | LMC | $39,543.00 |
| 2016 | 145 | 8200 | 6033124 | THE DEVELOPMENT CORPORATION/HOUSING COUNSELING | 05U | LMC | $18,415.80 |
| | | | | | **05U** | **Matrix Code** | **$722,234.02** |
| **Total** | | | | | | | **$3,840,188.39** |

**LINE 37 DETAIL: ACTIVITIES INCLUDED IN THE COMPUTATION OF LINE 37**

| Plan Year | IDIS Project | IDIS Activity | Voucher Number | Activity Name | Matrix Code | National Objective | Drawn Amount |
|---|---|---|---|---|---|---|---|
| 2010 | 119 | 6857 | 6001385 | HCD - Research and Strategic Planning - Planning | 20 | | $22,867.89 |
| 2011 | 52 | 7012 | 6001271 | DEPARTMENT OF PLANNING/PLNG. ADMIN. | 20 | | $20,415.39 |
| 2011 | 52 | 7012 | 6001283 | DEPARTMENT OF PLANNING/PLNG. ADMIN. | 20 | | $2,446.14 |
| 2011 | 52 | 7012 | 6001385 | DEPARTMENT OF PLANNING/PLNG. ADMIN. | 20 | | $87,369.04 |
| 2014 | 108 | 7793 | 6006456 | MORGAN STATE/INSTITUTE FOR UBAN RESEARCH | 20 | | $14,030.28 |
| 2014 | 108 | 7793 | 6033124 | MORGAN STATE/INSTITUTE FOR UBAN RESEARCH | 20 | | $28,899.72 |
| 2015 | 25 | 7871 | 5950154 | BALTIMORE GREENSPACE/PLANNING | 20 | | $172.70 |
| 2015 | 25 | 7871 | 5993940 | BALTIMORE GREENSPACE/PLANNING | 20 | | $12,627.17 |
| 2015 | 25 | 7871 | 6033124 | BALTIMORE GREENSPACE/PLANNING | 20 | | $5,894.07 |
| 2015 | 78 | 7949 | 5950154 | RESEARCH AND STRATEGIC PLANNING/PLANNING | 20 | | $15,733.42 |
| 2015 | 96 | 7966 | 6033124 | MORGAN STATE/INSTITUTE FOR URBAN RESEARCH/PLANNING | 20 | | $8,912.51 |
| 2015 | 97 | 7967 | 5993965 | NEIGHBORHOOD DESIGN CENTER/PLANNING | 20 | | $38,205.03 |
| 2016 | 87 | 8142 | 5993979 | HCD - RESEARCH AND STRATEGIC PLANNING | 20 | | $101,969.42 |
| 2016 | 87 | 8142 | 6006456 | HCD - RESEARCH AND STRATEGIC PLANNING | 20 | | $24,235.68 |
| 2016 | 87 | 8142 | 6012443 | HCD - RESEARCH AND STRATEGIC PLANNING | 20 | | $20,837.57 |
| 2016 | 87 | 8142 | 6022123 | HCD - RESEARCH AND STRATEGIC PLANNING | 20 | | $18,214.92 |
| 2016 | 87 | 8142 | 6033124 | HCD - RESEARCH AND STRATEGIC PLANNING | 20 | | $22,131.36 |
| 2016 | 87 | 8142 | 6045279 | HCD - RESEARCH AND STRATEGIC PLANNING | 20 | | $18,472.39 |
| | | | | | **20** | **Matrix Code** | **$463,434.70** |
| 2012 | 81 | 7302 | 6000932 | HCD - Community Support Projects | 21A | | $81,355.54 |
| 2013 | 81 | 7577 | 6000925 | HCD-SALARIES AND OTHER ADMINISTRATIVE COSTS | 21A | | $134,404.30 |
| 2014 | 82 | 7767 | 5950154 | HCD - COMMUNITY SUPPORT PROJECTS | 21A | | $332.63 |
| 2014 | 91 | 7776 | 6000689 | HCD - SALARIES AND OTHER ADMINISTRATIVE COSTS | 21A | | $85,104.26 |
| 2015 | 8 | 7878 | 5993940 | BELAIR-EDISON HOUSING SERVICE, INC./ADMIN. | 21A | | $983.09 |
| 2015 | 18 | 7891 | 5993940 | CIVIC WORKS-APPRENTICE PROGRAM/ADMIN. | 21A | | $2,405.23 |
| 2015 | 18 | 7891 | 6012443 | CIVIC WORKS-APPRENTICE PROGRAM/ADMIN. | 21A | | $2,374.32 |

| | | | | | | |
|---|---|---|---|---|---|---|
| 2015 | 31 | 7895 | 5993940 | COLDSTREAM-HOMESTEAD-MONTEBELLO/ADMIN | 21A | $5,490.67 |
| 2015 | 50 | 7914 | 5954357 | DRUID HEIGHTS COMMUNITY DEVELOPMENT CORPORATION/ADMIN. | 21A | $3,695.20 |
| 2015 | 50 | 7914 | 5993940 | DRUID HEIGHTS COMMUNITY DEVELOPMENT CORPORATION/ADMIN. | 21A | $8,188.79 |
| 2015 | 64 | 7927 | 5950154 | GARWYN OAKS UNITED NEIGHBORS/ADMIN. | 21A | $1,021.74 |
| 2015 | 64 | 7927 | 5993940 | GARWYN OAKS UNITED NEIGHBORS/ADMIN. | 21A | $4,925.25 |
| 2015 | 70 | 7941 | 5950154 | HCD-COMMUNITY SUPPORT PROJECTS/PROGRAM ADMIN. | 21A | $96,070.94 |
| 2015 | 70 | 7941 | 6033154 | HCD-COMMUNITY SUPPORT PROJECTS/PROGRAM ADMIN. | 21A | $14,083.44 |
| 2015 | 79 | 7950 | 5950154 | HCD - SALARIES AND OTHER ADMINISTRATIVE COSTS/ADMIN. | 21A | $12,509.55 |
| 2015 | 81 | 7952 | 5993965 | HISTORIC EAST BALTIMORE COMMUNITY ACTION COALITION/ADMIN. | 21A | $2,195.49 |
| 2015 | 98 | 7968 | 5950154 | NEIGHBORHOOD HOUSING SERVICES/ADMIN. | 21A | $1,096.60 |
| 2015 | 98 | 7968 | 5993965 | NEIGHBORHOOD HOUSING SERVICES/ADMIN. | 21A | $3,713.68 |
| 2015 | 113 | 7983 | 5950154 | PEOPLE HOMESTEADING GROUP/ADMIN. | 21A | $1,967.30 |
| 2015 | 113 | 7983 | 5993965 | PEOPLE HOMESTEADING GROUP/ADMIN. | 21A | $2,077.47 |
| 2015 | 135 | 8007 | 5993975 | UPTON PLANNING COMMITTEE/ADMIN. | 21A | $13,299.38 |
| 2016 | 21 | 8074 | 6045279 | BELAIR-EDISON HOUSING SERVICES, INC./ADMIN. | 21A | $4,024.63 |
| 2016 | 39 | 8093 | 5993975 | COLDSTREAM-HOMESTEAD-MONTEBELLO CORPORATION/ADMIN | 21A | $6,615.15 |
| 2016 | 39 | 8093 | 6022123 | COLDSTREAM-HOMESTEAD-MONTEBELLO CORPORATION/ADMIN | 21A | $5,257.05 |
| 2016 | 57 | 8111 | 5993975 | DRUID HEIGHTS CDC/ADMINSTRATION | 21A | $8,449.25 |
| 2016 | 57 | 8111 | 6006456 | DRUID HEIGHTS CDC/ADMINSTRATION | 21A | $6,141.36 |
| 2016 | 57 | 8111 | 6012443 | DRUID HEIGHTS CDC/ADMINSTRATION | 21A | $2,629.19 |
| 2016 | 57 | 8111 | 6033124 | DRUID HEIGHTS CDC/ADMINSTRATION | 21A | $8,479.45 |
| 2016 | 72 | 8127 | 6022123 | GARWYN OAKS UNITED NEIGHBORS/ADMIN. | 21A | $4,239.00 |
| 2016 | 72 | 8127 | 6033124 | GARWYN OAKS UNITED NEIGHBORS/ADMIN. | 21A | $1,734.21 |
| 2016 | 72 | 8127 | 6045279 | GARWYN OAKS UNITED NEIGHBORS/ADMIN. | 21A | $985.34 |
| 2016 | 79 | 8134 | 5993979 | HCD - COMMUNITY SUPPORT PROJECTS/PROGRAM ADMIN. | 21A | $608.07 |
| 2016 | 79 | 8134 | 5993995 | HCD - COMMUNITY SUPPORT PROJECTS/PROGRAM ADMIN. | 21A | $472,346.77 |
| 2016 | 79 | 8134 | 6006208 | HCD - COMMUNITY SUPPORT PROJECTS/PROGRAM ADMIN. | 21A | $109,035.74 |
| 2016 | 79 | 8134 | 6012423 | HCD - COMMUNITY SUPPORT PROJECTS/PROGRAM ADMIN. | 21A | $95,778.17 |
| 2016 | 79 | 8134 | 6021885 | HCD - COMMUNITY SUPPORT PROJECTS/PROGRAM ADMIN. | 21A | $89,607.94 |
| 2016 | 79 | 8134 | 6033154 | HCD - COMMUNITY SUPPORT PROJECTS/PROGRAM ADMIN. | 21A | $121,531.70 |
| 2016 | 79 | 8134 | 6044528 | HCD - COMMUNITY SUPPORT PROJECTS/PROGRAM ADMIN. | 21A | $70,633.12 |
| 2016 | 79 | 8134 | 6045279 | HCD - COMMUNITY SUPPORT PROJECTS/PROGRAM ADMIN. | 21A | $1,549.11 |
| 2016 | 88 | 8143 | 5993979 | HCD - SALARIES AND OTHER ADMINISTRATION/ADMIN. | 21A | $62,615.04 |
| 2016 | 88 | 8143 | 6006456 | HCD - SALARIES AND OTHER ADMINISTRATION/ADMIN. | 21A | $13,658.28 |
| 2016 | 88 | 8143 | 6012443 | HCD - SALARIES AND OTHER ADMINISTRATION/ADMIN. | 21A | $10,914.64 |
| 2016 | 88 | 8143 | 6022123 | HCD - SALARIES AND OTHER ADMINISTRATION/ADMIN. | 21A | $8,975.04 |
| 2016 | 88 | 8143 | 6033124 | HCD - SALARIES AND OTHER ADMINISTRATION/ADMIN. | 21A | $11,309.20 |
| 2016 | 88 | 8143 | 6045279 | HCD - SALARIES AND OTHER ADMINISTRATION/ADMIN. | 21A | $9,262.72 |
| 2016 | 122 | 8177 | 6006456 | PEOPLE'S HOMESTEADING GROUP/ADMIN. | 21A | $11,177.80 |
| 2016 | 122 | 8177 | 6012443 | PEOPLE'S HOMESTEADING GROUP/ADMIN. | 21A | $1,953.20 |

| | | | | | | | |
|---|---|---|---|---|---|---|---|
| 2016 | 122 | 8177 | 6045279 | PEOPLE'S HOMESTEADING GROUP/ADMIN. | 21A | | $7,064.32 |
| 2016 | 138 | 8193 | 6045279 | SOUTHEAST COMMUNITY DEVELOPMENT CORPORATION/ADMIN. | 21A | | $3,519.45 |
| | | | | | **21A** | **Matrix Code** | **$1,627,389.81** |
| 2012 | 79 | 7300 | 6001250 | HCD-Administration | 21B | | $29,601.31 |
| 2012 | 79 | 7300 | 6005161 | HCD-Administration | 21B | | $109,488.50 |
| 2013 | 71 | 7567 | 6000910 | HCD-ADMINISTRATION/INDIRECT COST | 21B | | $35,104.26 |
| 2016 | 78 | 8133 | 5993979 | HCD - ADMINISTRATION/INDIRECT COSTS | 21B | | $600,000.00 |
| | | | | | **21B** | **Matrix Code** | **$774,194.07** |
| 2015 | 9 | 7877 | 5993940 | BELAIR-EDISON HOUSING SERVICE,INC./PUBLIC INFO. | 21C | | $672.12 |
| 2015 | 32 | 7896 | 5993940 | COLDSTREAM-HOMESTEAD-MONTEBELLO/PUBLIC INFO | 21C | | $1,571.97 |
| 2015 | 51 | 7915 | 5954357 | DRUID HEIGHTS COMMUNITY DEVELOPMENT CORPORATION/PUBLIC INFORMATION | 21C | | $2,354.98 |
| 2015 | 51 | 7915 | 5993965 | DRUID HEIGHTS COMMUNITY DEVELOPMENT CORPORATION/PUBLIC INFORMATION | 21C | | $6,506.96 |
| 2015 | 62 | 7925 | 5950154 | GARWYN OAKS UNITED NEIGHBORS/PUBLIC INFO. | 21C | | $702.57 |
| 2015 | 62 | 7925 | 5993940 | GARWYN OAKS UNITED NEIGHBORS/PUBLIC INFO. | 21C | | $823.29 |
| 2015 | 101 | 7971 | 5950154 | NEIGHBORHOOD HOUSING SERVICES/PUBLIC INFO. | 21C | | $6,258.75 |
| 2015 | 101 | 7971 | 5993965 | NEIGHBORHOOD HOUSING SERVICES/PUBLIC INFO. | 21C | | $14,135.75 |
| 2015 | 114 | 7984 | 5950154 | PEOPLE HOMESTEADING GROUP/PUBLIC INFO. | 21C | | $1,967.30 |
| 2015 | 114 | 7984 | 5993965 | PEOPLE HOMESTEADING GROUP/PUBLIC INFO. | 21C | | $2,077.47 |
| 2015 | 127 | 7999 | 5993975 | SOUTHEAST COMMUNITY DEVELOPMENT/PUBLIC INFO. | 21C | | $1,349.20 |
| 2015 | 134 | 8006 | 5993975 | UPTON PLANNING COMMITTEE/PUBLIC INFO. | 21C | | $13,299.38 |
| 2016 | 23 | 8076 | 6045279 | BELAIR-EDISON HOUSING SERVICE/INC./PUBLIC INFO. | 21C | | $2,236.61 |
| 2016 | 40 | 8094 | 5993975 | COLDSTREAM-HOMESTEAD-MONTEBELLO CORPORATION/PUBLIC INFO | 21C | | $1,701.04 |
| 2016 | 40 | 8094 | 6022123 | COLDSTREAM-HOMESTEAD-MONTEBELLO CORPORATION/PUBLIC INFO | 21C | | $1,351.81 |
| 2016 | 58 | 8112 | 5993975 | DRUID HEIGHTS CDC/PUBLIC INFORMATION | 21C | | $8,969.08 |
| 2016 | 58 | 8112 | 6006456 | DRUID HEIGHTS CDC/PUBLIC INFORMATION | 21C | | $7,523.17 |
| 2016 | 58 | 8112 | 6012443 | DRUID HEIGHTS CDC/PUBLIC INFORMATION | 21C | | $3,220.75 |
| 2016 | 58 | 8112 | 6033124 | DRUID HEIGHTS CDC/PUBLIC INFORMATION | 21C | | $10,026.74 |
| 2016 | 70 | 8125 | 6022123 | GARWYN OAKS UNITED NEIGHBORS/PUBLIC INFORMATION | 21C | | $2,974.85 |
| 2016 | 70 | 8125 | 6033124 | GARWYN OAKS UNITED NEIGHBORS/PUBLIC INFORMATION | 21C | | $1,160.86 |
| 2016 | 70 | 8125 | 6045279 | GARWYN OAKS UNITED NEIGHBORS/PUBLIC INFORMATION | 21C | | $440.04 |
| 2016 | 124 | 8179 | 6006456 | PEOPLE'S HOMESTEADING GROUP/PUBLIC INFO. | 21C | | $11,177.80 |
| 2016 | 124 | 8179 | 6012443 | PEOPLE'S HOMESTEADING GROUP/PUBLIC INFO. | 21C | | $1,953.20 |
| 2016 | 124 | 8179 | 6045279 | PEOPLE'S HOMESTEADING GROUP/PUBLIC INFO. | 21C | | $7,064.32 |
| 2016 | 139 | 8194 | 6045279 | SOUTHEAST COMMUNITY DEVELOPMENT CORPORATION/PUBLIC INFO. | 21C | | $5,904.56 |
| | | | | | **21C** | **Matrix Code** | **$117,424.57** |
| 2015 | 26 | 7872 | 5950154 | BALTIMORE NEIGHBORHOODS, INC./FAIR HOUSING | 21D | | $5,460.18 |
| 2015 | 26 | 7872 | 5993940 | BALTIMORE NEIGHBORHOODS, INC./FAIR HOUSING | 21D | | $15,408.17 |
| 2015 | 39 | 7903 | 5950154 | COMMUNITY HOUSING RESOURCE BOARD/FAIR HOUSING | 21D | | $1,998.00 |
| 2015 | 39 | 7903 | 5993940 | COMMUNITY HOUSING RESOURCE BOARD/FAIR HOUSING | 21D | | $7,474.13 |
| 2015 | 72 | 7943 | 5950154 | HCD-FAIR HOUSING AND EQUAL OPPORTUNITY/FAIR HOUSING | 21D | | $2,943.05 |

| | | | | | | | |
|---|---|---|---|---|---|---|---|
| 2015 | 72 | 7943 | 5954264 | HCD-FAIR HOUSING AND EQUAL OPPORTUNITY/FAIR HOUSING | 21D | | $16,011.00 |
| 2015 | 72 | 7943 | 5993965 | HCD-FAIR HOUSING AND EQUAL OPPORTUNITY/FAIR HOUSING | 21D | | $6,569.54 |
| 2016 | 16 | 8069 | 6045279 | BALTIMORE NEIGHBORHOODS, INC./FAIR HOUSING | 21D | | $26,269.84 |
| 2016 | 46 | 8100 | 6006456 | COMMUNITY HOUSING RESOURCE BOARD/FAIR HOUSING | 21D | | $6,031.00 |
| 2016 | 46 | 8100 | 6012443 | COMMUNITY HOUSING RESOURCE BOARD/FAIR HOUSING | 21D | | $2,923.00 |
| 2016 | 46 | 8100 | 6022123 | COMMUNITY HOUSING RESOURCE BOARD/FAIR HOUSING | 21D | | $2,452.00 |
| 2016 | 46 | 8100 | 6033124 | COMMUNITY HOUSING RESOURCE BOARD/FAIR HOUSING | 21D | | $2,368.00 |
| 2016 | 46 | 8100 | 6045279 | COMMUNITY HOUSING RESOURCE BOARD/FAIR HOUSING | 21D | | $2,442.00 |
| 2016 | 81 | 8136 | 5993979 | HCD - FAIR HOUSING AND EQUAL OPPORTUNITY/FAIR HOUSING | 21D | | $15,292.01 |
| 2016 | 81 | 8136 | 6022123 | HCD - FAIR HOUSING AND EQUAL OPPORTUNITY/FAIR HOUSING | 21D | | $2,183.38 |
| 2016 | 81 | 8136 | 6033124 | HCD - FAIR HOUSING AND EQUAL OPPORTUNITY/FAIR HOUSING | 21D | | $2,190.14 |
| | | | | | **21D** | **Matrix Code** | **$118,015.44** |
| 2012 | 86 | 7307 | 6001066 | HCD - OFFICE OF PROJECT FINANCE | 21H | | $78,683.28 |
| 2012 | 86 | 7307 | 6001250 | HCD - OFFICE OF PROJECT FINANCE | 21H | | $58,893.13 |
| 2012 | 86 | 7307 | 6001329 | HCD - OFFICE OF PROJECT FINANCE | 21H | | $6,878.81 |
| 2013 | 78 | 7574 | 6000819 | HCD-PROJECT FINANCE | 21H | | $34,908.25 |
| | | | | | **21H** | **Matrix Code** | **$179,363.47** |
| **Total** | | | | | | | **$3,279,822.06** |

| | | |
|---|---|---|
| Office of Community Planning and Development | DATE: | 08-04-17 |
| U.S. Department of Housing and Urban Development | TIME: | 13:23 |
| Integrated Disbursement and Information System | PAGE: | 1 |
| PR26 - CDBG Financial Summary Report | | |
| Program Year 2015 | | |
| BALTIMORE , MD | | |

| | |
|---|---|
| **PART I: SUMMARY OF CDBG RESOURCES** | |
| 01 UNEXPENDED CDBG FUNDS AT END OF PREVIOUS PROGRAM YEAR | 23,921,724.47 |
| 02 ENTITLEMENT GRANT | 18,754,863.00 |
| 03 SURPLUS URBAN RENEWAL | 0.00 |
| 04 SECTION 108 GUARANTEED LOAN FUNDS | 0.00 |
| 05 CURRENT YEAR PROGRAM INCOME | 703,876.61 |
| 05a CURRENT YEAR SECTION 108 PROGRAM INCOME (FOR SI TYPE) | 0.00 |
| 06 FUNDS RETURNED TO THE LINE-OF-CREDIT | 0.00 |
| 06a FUNDS RETURNED TO THE LOCAL CDBG ACCOUNT | 0.00 |
| 07 ADJUSTMENT TO COMPUTE TOTAL AVAILABLE | 0.00 |
| 08 TOTAL AVAILABLE (SUM, LINES 01-07) | 43,380,464.08 |
| **PART II: SUMMARY OF CDBG EXPENDITURES** | |
| 09 DISBURSEMENTS OTHER THAN SECTION 108 REPAYMENTS AND PLANNING/ADMINISTRATION | 13,037,132.18 |
| 10 ADJUSTMENT TO COMPUTE TOTAL AMOUNT SUBJECT TO LOW/MOD BENEFIT | 0.00 |
| 11 AMOUNT SUBJECT TO LOW/MOD BENEFIT (LINE 09 + LINE 10) | 13,037,132.18 |
| 12 DISBURSED IN IDIS FOR PLANNING/ADMINISTRATION | 2,744,056.54 |
| 13 DISBURSED IN IDIS FOR SECTION 108 REPAYMENTS | 2,602,162.18 |
| 14 ADJUSTMENT TO COMPUTE TOTAL EXPENDITURES | 0.00 |
| 15 TOTAL EXPENDITURES (SUM, LINES 11-14) | 18,383,350.90 |
| 16 UNEXPENDED BALANCE (LINE 08 - LINE 15) | 24,997,113.18 |
| **PART III: LOWMOD BENEFIT THIS REPORTING PERIOD** | |
| 17 EXPENDED FOR LOW/MOD HOUSING IN SPECIAL AREAS | 0.00 |
| 18 EXPENDED FOR LOW/MOD MULTI-UNIT HOUSING | 10,231.11 |
| 19 DISBURSED FOR OTHER LOW/MOD ACTIVITIES | 12,044,489.43 |
| 20 ADJUSTMENT TO COMPUTE TOTAL LOW/MOD CREDIT | 0.00 |
| 21 TOTAL LOW/MOD CREDIT (SUM, LINES 17-20) | 12,054,720.54 |
| 22 PERCENT LOW/MOD CREDIT (LINE 21/LINE 11) | 92.46% |
| **LOW/MOD BENEFIT FOR MULTI-YEAR CERTIFICATIONS** | |
| 23 PROGRAM YEARS(PY) COVERED IN CERTIFICATION | PY:2015 PY:2016 PY:2017 |
| 24 CUMULATIVE NET EXPENDITURES SUBJECT TO LOW/MOD BENEFIT CALCULATION | 13,037,132.18 |
| 25 CUMULATIVE EXPENDITURES BENEFITING LOW/MOD PERSONS | 12,054,720.54 |
| 26 PERCENT BENEFIT TO LOW/MOD PERSONS (LINE 25/LINE 24) | 92.46% |
| **PART IV: PUBLIC SERVICE (PS) CAP CALCULATIONS** | |
| 27 DISBURSED IN IDIS FOR PUBLIC SERVICES | 4,971,848.22 |
| 28 PS UNLIQUIDATED OBLIGATIONS AT END OF CURRENT PROGRAM YEAR | 1,557,547.00 |
| 29 PS UNLIQUIDATED OBLIGATIONS AT END OF PREVIOUS PROGRAM YEAR | 2,079,293.00 |
| 30 ADJUSTMENT TO COMPUTE TOTAL PS OBLIGATIONS | 0.00 |
| 31 TOTAL PS OBLIGATIONS (LINE 27 + LINE 28 - LINE 29 + LINE 30) | 4,450,102.22 |
| 32 ENTITLEMENT GRANT | 18,754,863.00 |
| 33 PRIOR YEAR PROGRAM INCOME | 428,338.41 |
| 34 ADJUSTMENT TO COMPUTE TOTAL SUBJECT TO PS CAP | 0.00 |
| 35 TOTAL SUBJECT TO PS CAP (SUM, LINES 32-34) | 19,183,201.41 |
| 36 PERCENT FUNDS OBLIGATED FOR PS ACTIVITIES (LINE 31/LINE 35) | 23.20% |
| **PART V: PLANNING AND ADMINISTRATION (PA) CAP** | |
| 37 DISBURSED IN IDIS FOR PLANNING/ADMINISTRATION | 2,744,056.54 |
| 38 PA UNLIQUIDATED OBLIGATIONS AT END OF CURRENT PROGRAM YEAR | 225,161.00 |
| 39 PA UNLIQUIDATED OBLIGATIONS AT END OF PREVIOUS PROGRAM YEAR | 601,785.00 |
| 40 ADJUSTMENT TO COMPUTE TOTAL PA OBLIGATIONS | 0.00 |
| 41 TOTAL PA OBLIGATIONS (LINE 37 + LINE 38 - LINE 39 +LINE 40) | 2,367,432.54 |
| 42 ENTITLEMENT GRANT | 18,754,863.00 |
| 43 CURRENT YEAR PROGRAM INCOME | 703,876.61 |
| 44 ADJUSTMENT TO COMPUTE TOTAL SUBJECT TO PA CAP | 0.00 |
| 45 TOTAL SUBJECT TO PA CAP (SUM, LINES 42-44) | 19,458,739.61 |
| 46 PERCENT FUNDS OBLIGATED FOR PA ACTIVITIES (LINE 41/LINE 45) | 12.17% |

**NE 17 DETAIL: ACTIVITIES TO CONSIDER IN DETERMINING THE AMOUNT TO ENTER ON LINE**

Report returned no data.

**NE 18 DETAIL: ACTIVITIES TO CONSIDER IN DETERMINING THE AMOUNT TO ENTER ON LINE**

| Plan Year | IDIS Project | IDIS Activity | Activity Name | Matrix Code | National Objective | Drawn Amount |
|---|---|---|---|---|---|---|
| 2014 | 72 | 7757 | EMPIRE HOMES | 14G | LMH | $10,231.11 |
| | | | | **14G** | **Matrix Code** | **$10,231.11** |
| **Total** | | | | | | **$10,231.11** |

**LINE 19 DETAIL: ACTIVITIES INCLUDED IN THE COMPUTATION OF LINE 19**

| Plan Year | IDIS Project | IDIS Activity | Voucher Number | Activity Name | Matrix Code | National Objective | Drawn Amount |
|---|---|---|---|---|---|---|---|
| 2010 | 209 | 7429 | 5940537 | DAWSON CENTER/OLIVER | 03 | LMA | $14,419.67 |
| 2010 | 213 | 8054 | 5872314 | Baltimore Montessori, Inc. | 03 | LMA | $39,998.00 |
| 2010 | 213 | 8054 | 5888226 | Baltimore Montessori, Inc. | 03 | LMA | $9,962.00 |
| 2014 | 15 | 7670 | 5864429 | BALTIMORE OFFICE OF PROMOTION & THE ARTS/PUBLIC FACILTIES | 03 | LMA | $5,000.00 |
| 2014 | 15 | 7670 | 5880780 | BALTIMORE OFFICE OF PROMOTION & THE ARTS/PUBLIC FACILTIES | 03 | LMA | $121.68 |
| 2014 | 15 | 7670 | 5907312 | BALTIMORE OFFICE OF PROMOTION & THE ARTS/PUBLIC FACILTIES | 03 | LMA | $54,851.54 |
| 2014 | 21 | 7676 | 5871497 | BON SECOURS OF MARYLAND FOUNDATION/PUBLIC FACILITIES | 03 | LMA | $29,536.32 |
| 2014 | 21 | 7676 | 5880685 | BON SECOURS OF MARYLAND FOUNDATION/PUBLIC FACILITIES | 03 | LMA | $22,474.30 |
| 2014 | 21 | 7676 | 5900530 | BON SECOURS OF MARYLAND FOUNDATION/PUBLIC FACILITIES | 03 | LMA | $37,787.64 |
| 2014 | 30 | 7685 | 5888426 | CIVIC WORKS-COMMUNITY LOT TEAMS/PUBLIC FACILITIES | 03 | LMA | $56,692.53 |
| 2015 | 20 | 7893 | 5926940 | CIVIC WORKS-LOT TEAM/PF&I | 03 | LMA | $22,916.92 |
| 2015 | 20 | 7893 | 5939831 | CIVIC WORKS-LOT TEAM/PF&I | 03 | LMA | $19,413.05 |
| | | | | | **03** | **Matrix Code** | **$313,173.65** |
| 2014 | 117 | 7801 | 5861698 | NEWBORN HOLISTIC/OPERATING COSTS OF HOMELESS/AIDS | 03T | LMC | $23,711.23 |
| 2014 | 147 | 7832 | 5830119 | YWCA OF BALTIMORE | 03T | LMC | $24,831.00 |
| 2014 | 147 | 7832 | 5864391 | YWCA OF BALTIMORE | 03T | LMC | $22,633.00 |
| 2014 | 147 | 7832 | 5872314 | YWCA OF BALTIMORE | 03T | LMC | $4,429.00 |
| 2014 | 149 | 7834 | 5864391 | WOMEN'S HOUSING COALITION | 03T | LMC | $24,121.00 |
| 2015 | 104 | 7974 | 5880685 | NEWBORN HOLISTIC/OP. COSTS OF HOMELESS PROGRAMS | 03T | LMC | $13,271.91 |
| 2015 | 104 | 7974 | 5926940 | NEWBORN HOLISTIC/OP. COSTS OF HOMELESS PROGRAMS | 03T | LMC | $12,508.26 |
| | | | | | **03T** | **Matrix Code** | **$125,505.40** |
| 2009 | 295 | 7436 | 5861698 | CITY-WIDE DEMOLITION | 04 | LMA | $10,341.55 |
| 2013 | 34 | 7530 | 5845706 | CLEARANCE AND DEMOLITION | 04 | LMA | $17,478.88 |
| 2013 | 34 | 7530 | 5861840 | CLEARANCE AND DEMOLITION | 04 | LMA | $29,476.81 |
| 2013 | 34 | 7530 | 5871497 | CLEARANCE AND DEMOLITION | 04 | LMA | $97,021.19 |
| | | | | | **04** | **Matrix Code** | **$154,318.43** |
| 2012 | 82 | 7303 | 5830119 | HCD - DAWSON SAFE HAVEN CENTER | 05 | LMA | $806.56 |
| 2014 | 24 | 7679 | 5861698 | CASA OF MARYLAND/PUBLIC SERVICES | 05 | LMC | $67,708.19 |
| 2014 | 47 | 7709 | 5842563 | COLDSTREAM-HOMESTEAD-MONTEBELLO/PUBLIC SERVICES | 05 | LMA | $1,697.36 |
| 2014 | 49 | 7717 | 5830055 | COMMUNITY ACTION CENTERS | 05 | LMC | $10,793.49 |
| 2014 | 49 | 7717 | 5830119 | COMMUNITY ACTION CENTERS | 05 | LMC | $65,880.20 |
| 2014 | 49 | 7717 | 5845712 | COMMUNITY ACTION CENTERS | 05 | LMC | $81,252.06 |
| 2014 | 49 | 7717 | 5864434 | COMMUNITY ACTION CENTERS | 05 | LMC | $4,712.00 |
| 2014 | 53 | 7737 | 5842563 | COMMUNITY MEDIATION PROGRAM | 05 | LMC | $10,770.59 |
| 2014 | 55 | 7739 | 5830119 | COPPIN HEIGHTS COMMUNITY DEVELOPMENT CORPORATION | 05 | LMC | $3,326.72 |
| 2014 | 55 | 7739 | 5842563 | COPPIN HEIGHTS COMMUNITY DEVELOPMENT CORPORATION | 05 | LMC | $3,351.71 |
| 2014 | 55 | 7739 | 5861698 | COPPIN HEIGHTS COMMUNITY DEVELOPMENT CORPORATION | 05 | LMC | $3,326.72 |
| 2014 | 55 | 7739 | 5864391 | COPPIN HEIGHTS COMMUNITY DEVELOPMENT CORPORATION | 05 | LMC | $3,326.72 |
| 2014 | 55 | 7739 | 5871497 | COPPIN HEIGHTS COMMUNITY DEVELOPMENT CORPORATION | 05 | LMC | $3,348.97 |

| | | | | | | | |
|---|---|---|---|---|---|---|---|
| 2014 | 57 | 7741 | 5830238 | CREATIVE ALLIANCE/PUBLIC SERVICES | 05 | LMC | $5,456.67 |
| 2014 | 57 | 7741 | 5861698 | CREATIVE ALLIANCE/PUBLIC SERVICES | 05 | LMC | $4,780.33 |
| 2014 | 57 | 7741 | 5880685 | CREATIVE ALLIANCE/PUBLIC SERVICES | 05 | LMC | $7,393.80 |
| 2014 | 73 | 7758 | 5842563 | FAMILY TREE | 05 | LMC | $7,130.45 |
| 2014 | 73 | 7758 | 5871497 | FAMILY TREE | 05 | LMC | $6,061.73 |
| 2014 | 73 | 7758 | 5900530 | FAMILY TREE | 05 | LMC | $7,115.53 |
| 2014 | 92 | 7777 | 5830119 | HISTORIC EAST BALTIMORE COMMUNITY COALITION/PUBLIC SERVICES | 05 | LMC | $11,214.50 |
| 2014 | 92 | 7777 | 5871497 | HISTORIC EAST BALTIMORE COMMUNITY COALITION/PUBLIC SERVICES | 05 | LMC | $5,607.25 |
| 2014 | 101 | 7786 | 5842563 | JULIE COMMUNITY CENTER/PUBLIC SERVICES | 05 | LMC | $4,000.00 |
| 2014 | 115 | 7800 | 5861698 | NEWBORN HOLISTIC/PUBLIC SERVICES | 05 | LMC | $6,253.53 |
| 2014 | 118 | 7802 | 5871497 | PARK HEIGHTS RENAISSANCE/PUBLIC SERVICES | 05 | LMC | $5,696.99 |
| 2014 | 153 | 7862 | 5842563 | ROBERTA'S HOUSE | 05 | LMC | $42,889.64 |
| 2014 | 153 | 7862 | 5864391 | ROBERTA'S HOUSE | 05 | LMC | $673.11 |
| 2015 | 15 | 7889 | 5916758 | CASA OF MARYLAND/GENERAL PUBLIC SERVICES | 05 | LMC | $28,882.74 |
| 2015 | 35 | 7899 | 5880685 | COLDSTREAM-HOMESTEAD-MONTEBELLO/PUBLIC SERVICES (GENERAL) | 05 | LMA | $2,728.83 |
| 2015 | 35 | 7899 | 5900530 | COLDSTREAM-HOMESTEAD-MONTEBELLO/PUBLIC SERVICES (GENERAL) | 05 | LMA | $2,935.12 |
| 2015 | 35 | 7899 | 5939831 | COLDSTREAM-HOMESTEAD-MONTEBELLO/PUBLIC SERVICES (GENERAL) | 05 | LMA | $2,560.32 |
| 2015 | 37 | 7901 | 5861698 | MOHS/COMMUNITY ACTION CENTERS/PUBLIC SERVICES (GENERAL) | 05 | LMC | $5,059.02 |
| 2015 | 37 | 7901 | 5861969 | MOHS/COMMUNITY ACTION CENTERS/PUBLIC SERVICES (GENERAL) | 05 | LMC | $53,420.54 |
| 2015 | 37 | 7901 | 5864391 | MOHS/COMMUNITY ACTION CENTERS/PUBLIC SERVICES (GENERAL) | 05 | LMC | $58,535.86 |
| 2015 | 37 | 7901 | 5871497 | MOHS/COMMUNITY ACTION CENTERS/PUBLIC SERVICES (GENERAL) | 05 | LMC | $61,849.46 |
| 2015 | 37 | 7901 | 5880685 | MOHS/COMMUNITY ACTION CENTERS/PUBLIC SERVICES (GENERAL) | 05 | LMC | $66,055.25 |
| 2015 | 37 | 7901 | 5880690 | MOHS/COMMUNITY ACTION CENTERS/PUBLIC SERVICES (GENERAL) | 05 | LMC | $16,535.65 |
| 2015 | 37 | 7901 | 5888226 | MOHS/COMMUNITY ACTION CENTERS/PUBLIC SERVICES (GENERAL) | 05 | LMC | $82,262.02 |
| 2015 | 37 | 7901 | 5900530 | MOHS/COMMUNITY ACTION CENTERS/PUBLIC SERVICES (GENERAL) | 05 | LMC | $19,197.38 |
| 2015 | 37 | 7901 | 5900705 | MOHS/COMMUNITY ACTION CENTERS/PUBLIC SERVICES (GENERAL) | 05 | LMC | $6.00 |
| 2015 | 37 | 7901 | 5900747 | MOHS/COMMUNITY ACTION CENTERS/PUBLIC SERVICES (GENERAL) | 05 | LMC | $50,000.00 |
| 2015 | 37 | 7901 | 5907312 | MOHS/COMMUNITY ACTION CENTERS/PUBLIC SERVICES (GENERAL) | 05 | LMC | $41,486.33 |
| 2015 | 37 | 7901 | 5907316 | MOHS/COMMUNITY ACTION CENTERS/PUBLIC SERVICES (GENERAL) | 05 | LMC | $14,510.00 |
| 2015 | 37 | 7901 | 5916758 | MOHS/COMMUNITY ACTION CENTERS/PUBLIC SERVICES (GENERAL) | 05 | LMC | $131,227.38 |
| 2015 | 37 | 7901 | 5926940 | MOHS/COMMUNITY ACTION CENTERS/PUBLIC SERVICES (GENERAL) | 05 | LMC | $48,289.54 |
| 2015 | 37 | 7901 | 5939831 | MOHS/COMMUNITY ACTION CENTERS/PUBLIC SERVICES (GENERAL) | 05 | LMC | $10,874.21 |
| 2015 | 37 | 7901 | 5940254 | MOHS/COMMUNITY ACTION CENTERS/PUBLIC SERVICES (GENERAL) | 05 | LMC | $65,396.87 |
| 2015 | 41 | 7905 | 5871497 | COMMUNITY MEDIATION PROGRAM/PUBLIC SERVICES (GENERAL) | 05 | LMC | $9,999.92 |
| 2015 | 41 | 7905 | 5880685 | COMMUNITY MEDIATION PROGRAM/PUBLIC SERVICES (GENERAL) | 05 | LMC | $3,332.91 |
| 2015 | 41 | 7905 | 5888226 | COMMUNITY MEDIATION PROGRAM/PUBLIC SERVICES (GENERAL) | 05 | LMC | $3,332.91 |
| 2015 | 41 | 7905 | 5900530 | COMMUNITY MEDIATION PROGRAM/PUBLIC SERVICES (GENERAL) | 05 | LMC | $3,332.91 |
| 2015 | 41 | 7905 | 5907312 | COMMUNITY MEDIATION PROGRAM/PUBLIC SERVICES (GENERAL) | 05 | LMC | $3,163.21 |
| 2015 | 41 | 7905 | 5916758 | COMMUNITY MEDIATION PROGRAM/PUBLIC SERVICES (GENERAL) | 05 | LMC | $2,997.79 |
| 2015 | 41 | 7905 | 5926940 | COMMUNITY MEDIATION PROGRAM/PUBLIC SERVICES (GENERAL) | 05 | LMC | $3,328.66 |
| 2015 | 41 | 7905 | 5939831 | COMMUNITY MEDIATION PROGRAM/PUBLIC SERVICES (GENERAL) | 05 | LMC | $3,328.66 |
| 2015 | 43 | 7907 | 5907736 | COPPIN HEIGHTS COMMUNITY DEVELOPMENT CORPORATION/PUBLIC SERVICES (GENERAL) | 05 | LMC | $12,111.68 |

| | | | | | | | |
|---|---|---|---|---|---|---|---|
| 2015 | 43 | 7907 | 5926940 | COPPIN HEIGHTS COMMUNITY DEVELOPMENT CORPORATION/PUBLIC SERVICES (GENERAL) | 05 | LMC | $6,846.60 |
| 2015 | 61 | 7924 | 5926940 | FAMILY TREE/PUBLIC SERVICES (GENERAL) | 05 | LMC | $7,313.66 |
| 2015 | 80 | 7951 | 5900673 | HISTORIC EAST BALTIMORE COMMUNITY ACTION COALITION/PUBLIC SERVICES (GENERAL) | 05 | LMC | $11,214.50 |
| 2015 | 80 | 7951 | 5926940 | HISTORIC EAST BALTIMORE COMMUNITY ACTION COALITION/PUBLIC SERVICES (GENERAL) | 05 | LMC | $5,607.25 |
| 2015 | 89 | 7959 | 5871497 | JULIE COMMUNITY CENTER/PUBLIC SERVICES (GENERAL) | 05 | LMC | $809.62 |
| 2015 | 89 | 7959 | 5900530 | JULIE COMMUNITY CENTER/PUBLIC SERVICES (GENERAL) | 05 | LMC | $809.62 |
| 2015 | 89 | 7959 | 5926940 | JULIE COMMUNITY CENTER/PUBLIC SERVICES (GENERAL) | 05 | LMC | $809.62 |
| 2015 | 103 | 7973 | 5880685 | NEWBORN HOLISTIC/PUBLIC SERVICES (GENERAL) | 05 | LMC | $1,767.11 |
| 2015 | 103 | 7973 | 5926940 | NEWBORN HOLISTIC/PUBLIC SERVICES (GENERAL) | 05 | LMC | $5,210.33 |
| 2015 | 136 | 8008 | 5888226 | UPTON PLANNING COMMITTEE/PUBLIC SERVICES (GENERAL) | 05 | LMA | $1,936.60 |
| 2015 | 152 | 7996 | 5900530 | ROBERTA'S HOUSE/PUBLIC SERVICES (GENERAL) | 05 | LMC | $25,310.45 |
| 2015 | 152 | 7996 | 5926940 | ROBERTA'S HOUSE/PUBLIC SERVICES (GENERAL) | 05 | LMC | $28,271.70 |
| 2015 | 188 | 7885 | 5880685 | CHESAPEAKE CENTER FOR YOUTH DEVELOPMENT/GENERAL PUBLIC SERVICES | 05 | LMA | $5,068.97 |
| 2015 | 188 | 7885 | 5888226 | CHESAPEAKE CENTER FOR YOUTH DEVELOPMENT/GENERAL PUBLIC SERVICES | 05 | LMA | $2,747.08 |
| 2015 | 188 | 7885 | 5916758 | CHESAPEAKE CENTER FOR YOUTH DEVELOPMENT/GENERAL PUBLIC SERVICES | 05 | LMA | $4,895.72 |
| 2015 | 189 | 7986 | 5888226 | PIGTOWN MAIN STREET, INC./PUBLIC SERVICES (GENERAL) | 05 | LMA | $7,582.51 |
| 2015 | 189 | 7986 | 5907312 | PIGTOWN MAIN STREET, INC./PUBLIC SERVICES (GENERAL) | 05 | LMA | $3,159.40 |
| 2015 | 189 | 7986 | 5916758 | PIGTOWN MAIN STREET, INC./PUBLIC SERVICES (GENERAL) | 05 | LMA | $1,704.93 |
| 2015 | 189 | 7986 | 5926940 | PIGTOWN MAIN STREET, INC./PUBLIC SERVICES (GENERAL) | 05 | LMA | $1,591.43 |
| 2015 | 189 | 7986 | 5939831 | PIGTOWN MAIN STREET, INC./PUBLIC SERVICES (GENERAL) | 05 | LMA | $1,585.66 |
| | | | | | **05** | **Matrix Code** | **$1,305,558.75** |
| 2014 | 1 | 7666 | 5842563 | ACTION IN MATURITY | 05A | LMC | $8,420.39 |
| 2014 | 48 | 7710 | 5830119 | COMMISSION ON AGING AND RETIREMENT EDUCATION | 05A | LMC | $112,900.30 |
| 2014 | 48 | 7710 | 5861698 | COMMISSION ON AGING AND RETIREMENT EDUCATION | 05A | LMC | $94,864.83 |
| 2015 | 24 | 7870 | 5880780 | ACTION IN MATURITY/SENIOR SERVICES | 05A | LMC | $8,981.77 |
| 2015 | 24 | 7870 | 5907312 | ACTION IN MATURITY/SENIOR SERVICES | 05A | LMC | $8,778.91 |
| 2015 | 24 | 7870 | 5916758 | ACTION IN MATURITY/SENIOR SERVICES | 05A | LMC | $7,816.36 |
| 2015 | 36 | 7900 | 5916758 | COMMISSION ON AGING AND RETIREMENT EDUCATION/SENIOR SERVICES | 05A | LMC | $213,151.38 |
| 2015 | 36 | 7900 | 5939831 | COMMISSION ON AGING AND RETIREMENT EDUCATION/SENIOR SERVICES | 05A | LMC | $62,632.69 |
| | | | | | **05A** | **Matrix Code** | **$517,546.63** |
| 2014 | 25 | 7680 | 5861698 | CASA OF MARYLAND/LEGAL SERVICES | 05C | LMC | $13,718.00 |
| 2014 | 52 | 7736 | 5842563 | COMMUNITY LAW CENTER | 05C | LMA | $20,242.49 |
| 2014 | 128 | 7813 | 5830119 | PUBLIC JUSTICE | 05C | LMC | $3,867.20 |
| 2014 | 128 | 7813 | 5842563 | PUBLIC JUSTICE | 05C | LMC | $2,699.41 |
| 2015 | 16 | 7887 | 5916758 | CASA OF MARYLAND/LEGAL | 05C | LMC | $11,092.39 |
| 2015 | 40 | 7904 | 5880685 | COMMUNITY LAW CENTER/LEGAL SERVICES | 05C | LMA | $20,971.31 |
| 2015 | 40 | 7904 | 5900530 | COMMUNITY LAW CENTER/LEGAL SERVICES | 05C | LMA | $20,098.01 |
| 2015 | 40 | 7904 | 5926940 | COMMUNITY LAW CENTER/LEGAL SERVICES | 05C | LMA | $20,250.04 |
| 2015 | 117 | 7989 | 5864429 | PUBLIC JUSTICE CENTER/LEGAL SERVICES | 05C | LMC | $5,389.61 |
| 2015 | 117 | 7989 | 5871497 | PUBLIC JUSTICE CENTER/LEGAL SERVICES | 05C | LMC | $2,672.48 |
| 2015 | 117 | 7989 | 5880685 | PUBLIC JUSTICE CENTER/LEGAL SERVICES | 05C | LMC | $4,053.37 |
| 2015 | 117 | 7989 | 5888226 | PUBLIC JUSTICE CENTER/LEGAL SERVICES | 05C | LMC | $2,672.48 |
| 2015 | 117 | 7989 | 5900530 | PUBLIC JUSTICE CENTER/LEGAL SERVICES | 05C | LMC | $2,672.48 |
| 2015 | 117 | 7989 | 5907312 | PUBLIC JUSTICE CENTER/LEGAL SERVICES | 05C | LMC | $2,796.31 |
| 2015 | 117 | 7989 | 5916758 | PUBLIC JUSTICE CENTER/LEGAL SERVICES | 05C | LMC | $2,672.48 |
| 2015 | 117 | 7989 | 5926940 | PUBLIC JUSTICE CENTER/LEGAL SERVICES | 05C | LMC | $2,672.48 |

| | | | | | | | |
|---|---|---|---|---|---|---|---|
| 2015 | 117 | 7989 | 5939831 | PUBLIC JUSTICE CENTER/LEGAL SERVICES | 05C | LMC | $6,725.83 |
| | | | | | **05C** | **Matrix Code** | **$145,266.37** |
| 2014 | 14 | 7669 | 5861698 | BALTIMORE OFFICE OF PROMOTION & THE ARTS/YOUTH PROGRAMS | 05D | LMC | $21,320.58 |
| 2014 | 14 | 7669 | 5872314 | BALTIMORE OFFICE OF PROMOTION & THE ARTS/YOUTH PROGRAMS | 05D | LMC | $526.71 |
| 2014 | 16 | 7671 | 5830119 | BANNER NEIGHBORHOODS | 05D | LMC | $2,780.88 |
| 2014 | 16 | 7671 | 5842563 | BANNER NEIGHBORHOODS | 05D | LMC | $3,222.55 |
| 2014 | 46 | 7708 | 5842563 | COLDSTREAM-HOMESTEAD-MONTEBELLO/YOUTH SERVICES | 05D | LMC | $8,093.55 |
| 2014 | 56 | 7740 | 5830238 | CREATIVE ALLIANCE/YOUTH SERVICES | 05D | LMC | $8,620.36 |
| 2014 | 56 | 7740 | 5861698 | CREATIVE ALLIANCE/YOUTH SERVICES | 05D | LMC | $11,757.16 |
| 2014 | 56 | 7740 | 5880685 | CREATIVE ALLIANCE/YOUTH SERVICES | 05D | LMC | $12,471.21 |
| 2014 | 60 | 7744 | 5871497 | DEPARTMENT OF RECREATION AND PARKS | 05D | LMC | $68,579.98 |
| 2014 | 66 | 7751 | 5830119 | DRUID HEIGHTS CDC/YOUTH SERVICES | 05D | LMC | $1,152.00 |
| 2014 | 66 | 7751 | 5861698 | DRUID HEIGHTS CDC/YOUTH SERVICES | 05D | LMC | $6,364.40 |
| 2014 | 66 | 7751 | 5864391 | DRUID HEIGHTS CDC/YOUTH SERVICES | 05D | LMC | $5,210.10 |
| 2014 | 83 | 7768 | 5830238 | HCD - DAWSON SAFE HAVEN CENTER | 05D | LMC | $27,031.17 |
| 2014 | 83 | 7768 | 5845712 | HCD - DAWSON SAFE HAVEN CENTER | 05D | LMC | $39,839.74 |
| 2014 | 98 | 7783 | 5842563 | JULIE COMMUNITY CENTER/YOUTH SERVICES | 05D | LMC | $1,250.00 |
| 2014 | 105 | 7790 | 5830238 | LIVING CLASSROOMS/YOUTH SERVICES | 05D | LMC | $36,494.57 |
| 2014 | 105 | 7790 | 5871497 | LIVING CLASSROOMS/YOUTH SERVICES | 05D | LMC | $34,376.27 |
| 2014 | 143 | 7828 | 5864391 | THE VILLAGE LEARNING PLACE | 05D | LMC | $19,951.54 |
| 2015 | 5 | 7874 | 5871497 | BALTIMORE OFFICE OF PROMOTION & THE ARTS/YOUTH SERVICES | 05D | LMC | $16,386.91 |
| 2015 | 5 | 7874 | 5900530 | BALTIMORE OFFICE OF PROMOTION & THE ARTS/YOUTH SERVICES | 05D | LMC | $12,732.36 |
| 2015 | 5 | 7874 | 5939831 | BALTIMORE OFFICE OF PROMOTION & THE ARTS/YOUTH SERVICES | 05D | LMC | $6,838.46 |
| 2015 | 7 | 7875 | 5871497 | BANNER NEIGHBORHOODS/YOUTH SERVICES | 05D | LMC | $15,388.00 |
| 2015 | 7 | 7875 | 5900530 | BANNER NEIGHBORHOODS/YOUTH SERVICES | 05D | LMC | $14,792.85 |
| 2015 | 7 | 7875 | 5907312 | BANNER NEIGHBORHOODS/YOUTH SERVICES | 05D | LMC | $4,122.21 |
| 2015 | 7 | 7875 | 5916758 | BANNER NEIGHBORHOODS/YOUTH SERVICES | 05D | LMC | $4,122.21 |
| 2015 | 7 | 7875 | 5926940 | BANNER NEIGHBORHOODS/YOUTH SERVICES | 05D | LMC | $4,122.21 |
| 2015 | 7 | 7875 | 5939831 | BANNER NEIGHBORHOODS/YOUTH SERVICES | 05D | LMC | $4,122.21 |
| 2015 | 34 | 7898 | 5880685 | COLDSTREAM-HOMESTEAD-MONTEBELLO/YOUTH | 05D | LMC | $4,173.51 |
| 2015 | 34 | 7898 | 5900530 | COLDSTREAM-HOMESTEAD-MONTEBELLO/YOUTH | 05D | LMC | $4,489.00 |
| 2015 | 34 | 7898 | 5939831 | COLDSTREAM-HOMESTEAD-MONTEBELLO/YOUTH | 05D | LMC | $3,915.79 |
| 2015 | 48 | 7912 | 5918906 | DEPARTMENT OF RECREATION AND PARKS/YOUTH | 05D | LMC | $160,294.22 |
| 2015 | 55 | 7918 | 5871497 | DRUID HEIGHTS COMMUNITY DEVELOPMENT CORPORATION/YOUTH | 05D | LMC | $5,501.00 |
| 2015 | 55 | 7918 | 5880685 | DRUID HEIGHTS COMMUNITY DEVELOPMENT CORPORATION/YOUTH | 05D | LMC | $7,466.40 |
| 2015 | 55 | 7918 | 5888226 | DRUID HEIGHTS COMMUNITY DEVELOPMENT CORPORATION/YOUTH | 05D | LMC | $2,541.00 |
| 2015 | 55 | 7918 | 5900530 | DRUID HEIGHTS COMMUNITY DEVELOPMENT CORPORATION/YOUTH | 05D | LMC | $2,841.50 |
| 2015 | 55 | 7918 | 5916758 | DRUID HEIGHTS COMMUNITY DEVELOPMENT CORPORATION/YOUTH | 05D | LMC | $1,841.20 |
| 2015 | 55 | 7918 | 5926940 | DRUID HEIGHTS COMMUNITY DEVELOPMENT CORPORATION/YOUTH | 05D | LMC | $1,005.20 |
| 2015 | 55 | 7918 | 5939831 | DRUID HEIGHTS COMMUNITY DEVELOPMENT CORPORATION/YOUTH | 05D | LMC | $2,771.29 |
| 2015 | 71 | 7942 | 5861698 | HCD-DAWSON SAFE HAVEN CENTER/YOUTH | 05D | LMC | $31,959.62 |
| 2015 | 71 | 7942 | 5864391 | HCD-DAWSON SAFE HAVEN CENTER/YOUTH | 05D | LMC | $13,432.66 |
| 2015 | 71 | 7942 | 5871497 | HCD-DAWSON SAFE HAVEN CENTER/YOUTH | 05D | LMC | $19,745.35 |
| 2015 | 71 | 7942 | 5872405 | HCD-DAWSON SAFE HAVEN CENTER/YOUTH | 05D | LMC | $6,486.51 |
| 2015 | 71 | 7942 | 5880685 | HCD-DAWSON SAFE HAVEN CENTER/YOUTH | 05D | LMC | $20,511.66 |
| 2015 | 71 | 7942 | 5888226 | HCD-DAWSON SAFE HAVEN CENTER/YOUTH | 05D | LMC | $23,170.04 |
| 2015 | 71 | 7942 | 5900530 | HCD-DAWSON SAFE HAVEN CENTER/YOUTH | 05D | LMC | $29,074.62 |
| 2015 | 71 | 7942 | 5900747 | HCD-DAWSON SAFE HAVEN CENTER/YOUTH | 05D | LMC | $12,058.78 |

| | | | | | | | |
|---|---|---|---|---|---|---|---|
| 2015 | 71 | 7942 | 5907312 | HCD-DAWSON SAFE HAVEN CENTER/YOUTH | 05D | LMC | $30,090.38 |
| 2015 | 71 | 7942 | 5916758 | HCD-DAWSON SAFE HAVEN CENTER/YOUTH | 05D | LMC | $25,903.41 |
| 2015 | 71 | 7942 | 5926940 | HCD-DAWSON SAFE HAVEN CENTER/YOUTH | 05D | LMC | $24,738.37 |
| 2015 | 71 | 7942 | 5939831 | HCD-DAWSON SAFE HAVEN CENTER/YOUTH | 05D | LMC | $25,872.27 |
| 2015 | 86 | 7956 | 5871497 | JULIE COMMUNITY CENTER/YOUTH | 05D | LMC | $3,214.29 |
| 2015 | 86 | 7956 | 5900530 | JULIE COMMUNITY CENTER/YOUTH | 05D | LMC | $3,214.29 |
| 2015 | 86 | 7956 | 5926940 | JULIE COMMUNITY CENTER/YOUTH | 05D | LMC | $3,214.29 |
| 2015 | 133 | 8005 | 5900530 | THE VILLAGE LEARNING PLACE/YOUTH SERVICES | 05D | LMC | $19,777.01 |
| 2015 | 250 | 7963 | 5926976 | LIVING CLASSROOMS/POWER HOUSE PROGRAM | 05D | LMC | $39,279.86 |
| | | | | | **05D** | **Matrix Code** | **$920,253.71** |
| 2014 | 22 | 7677 | 5871497 | BON SECOURS OF MARYLAND FOUNDATION/EMPLOYMENT TRAINING | 05H | LMC | $25,344.19 |
| 2014 | 22 | 7677 | 5880685 | BON SECOURS OF MARYLAND FOUNDATION/EMPLOYMENT TRAINING | 05H | LMC | $12,240.21 |
| 2014 | 22 | 7677 | 5900530 | BON SECOURS OF MARYLAND FOUNDATION/EMPLOYMENT TRAINING | 05H | LMC | $14,886.82 |
| 2014 | 23 | 7678 | 5830119 | CAROLINE FRIESS CENTER | 05H | LMC | $10,349.31 |
| 2014 | 23 | 7678 | 5842563 | CAROLINE FRIESS CENTER | 05H | LMC | $6,908.16 |
| 2014 | 23 | 7678 | 5861698 | CAROLINE FRIESS CENTER | 05H | LMC | $6,908.16 |
| 2014 | 23 | 7678 | 5864391 | CAROLINE FRIESS CENTER | 05H | LMC | $6,908.06 |
| 2014 | 26 | 7681 | 5861698 | CASA OF MARYLAND/EMPLOYMENT TRAINING | 05H | LMC | $54,927.00 |
| 2014 | 27 | 7682 | 5861698 | CHESAPEAKE CENTER FOR YOUTH DEVELOPMENT | 05H | LMC | $16,469.71 |
| 2014 | 29 | 7684 | 5888426 | CIVIC WORKS-APPRENTICE PROGRAM/EMPLOYMENT TRAINING | 05H | LMC | $18,499.44 |
| 2014 | 39 | 7687 | 5888426 | CIVIC WORKS-COMMUNITY LOT TEAMS/EMPLOYMENT TRAINING | 05H | LMC | $3,848.36 |
| 2014 | 67 | 7752 | 5830119 | DRUID HEIGHTS CDC/EMPLOYMENT TRAINING | 05H | LMC | $1,154.20 |
| 2014 | 67 | 7752 | 5861698 | DRUID HEIGHTS CDC/EMPLOYMENT TRAINING | 05H | LMC | $5,536.30 |
| 2014 | 67 | 7752 | 5864391 | DRUID HEIGHTS CDC/EMPLOYMENT TRAINING | 05H | LMC | $5,010.20 |
| 2014 | 77 | 7762 | 5830119 | GREATER HOMEWOOD COMMUNITY CORPORATION | 05H | LMC | $23,931.79 |
| 2014 | 77 | 7762 | 5861698 | GREATER HOMEWOOD COMMUNITY CORPORATION | 05H | LMC | $13,017.69 |
| 2014 | 100 | 7785 | 5842563 | JULIE COMMUNITY CENTER/EMPLOYMENT TRAINING | 05H | LMC | $1,250.00 |
| 2014 | 103 | 7788 | 5871497 | LEARNING FOR TOMORROW | 05H | LMC | $17,771.80 |
| 2014 | 106 | 7791 | 5842563 | MARYLAND NEW DIRECTIONS | 05H | LMC | $11,757.90 |
| 2014 | 123 | 7807 | 5830238 | PARKS AND PEOPLE FOUNDATION/EMPLOYMENT TRAINING | 05H | LMC | $6,383.15 |
| 2014 | 123 | 7807 | 5888226 | PARKS AND PEOPLE FOUNDATION/EMPLOYMENT TRAINING | 05H | LMC | $26,262.44 |
| 2014 | 123 | 7807 | 5907312 | PARKS AND PEOPLE FOUNDATION/EMPLOYMENT TRAINING | 05H | LMC | $13,388.36 |
| 2014 | 135 | 7820 | 5861698 | SOUTH BALTIMORE LEARNING CENTER/EMPLOYMENT TRAINING | 05H | LMC | $13,360.42 |
| 2014 | 135 | 7820 | 5864391 | SOUTH BALTIMORE LEARNING CENTER/EMPLOYMENT TRAINING | 05H | LMC | $12,487.05 |
| 2015 | 14 | 7883 | 5900530 | CAROLINE FRIESS CENTER/EMPLOYMENT TRAINING | 05H | LMC | $38,076.95 |
| 2015 | 14 | 7883 | 5916758 | CAROLINE FRIESS CENTER/EMPLOYMENT TRAINING | 05H | LMC | $16,922.20 |
| 2015 | 14 | 7883 | 5926940 | CAROLINE FRIESS CENTER/EMPLOYMENT TRAINING | 05H | LMC | $8,461.10 |
| 2015 | 14 | 7883 | 5939831 | CAROLINE FRIESS CENTER/EMPLOYMENT TRAINING | 05H | LMC | $12,691.66 |
| 2015 | 17 | 7884 | 5880685 | CHESAPEAKE CENTER FOR YOUTH DEVELOPMENT/EMPLOYMENT TRAINING | 05H | LMC | $19,069.01 |
| 2015 | 17 | 7884 | 5888226 | CHESAPEAKE CENTER FOR YOUTH DEVELOPMENT/EMPLOYMENT TRAINING | 05H | LMC | $10,334.20 |
| 2015 | 17 | 7884 | 5916758 | CHESAPEAKE CENTER FOR YOUTH DEVELOPMENT/EMPLOYMENT TRAINING | 05H | LMC | $18,417.25 |
| 2015 | 19 | 7892 | 5926940 | CIVIC WORKS-APPRENTICE PROGRAM/EMPLOYMENT TRAINING | 05H | LMC | $9,856.74 |
| 2015 | 19 | 7892 | 5939831 | CIVIC WORKS-APPRENTICE PROGRAM/EMPLOYMENT TRAINING | 05H | LMC | $8,349.70 |
| 2015 | 30 | 7888 | 5916758 | CASA OF MARYLAND/EMPLOYMENT TRAINING | 05H | LMC | $28,163.65 |

| | | | | | | | |
|---|---|---|---|---|---|---|---|
| 2015 | 55 | 7919 | 5871497 | DRUID HEIGHTS COMMUNITY DEVELOPMENT CORPORATION/EMPLOYMENT TRAINING | 05H | LMC | $4,210.05 |
| 2015 | 55 | 7919 | 5880685 | DRUID HEIGHTS COMMUNITY DEVELOPMENT CORPORATION/EMPLOYMENT TRAINING | 05H | LMC | $5,245.80 |
| 2015 | 55 | 7919 | 5888226 | DRUID HEIGHTS COMMUNITY DEVELOPMENT CORPORATION/EMPLOYMENT TRAINING | 05H | LMC | $2,543.02 |
| 2015 | 55 | 7919 | 5900530 | DRUID HEIGHTS COMMUNITY DEVELOPMENT CORPORATION/EMPLOYMENT TRAINING | 05H | LMC | $2,654.20 |
| 2015 | 55 | 7919 | 5916758 | DRUID HEIGHTS COMMUNITY DEVELOPMENT CORPORATION/EMPLOYMENT TRAINING | 05H | LMC | $1,198.72 |
| 2015 | 55 | 7919 | 5926940 | DRUID HEIGHTS COMMUNITY DEVELOPMENT CORPORATION/EMPLOYMENT TRAINING | 05H | LMC | $1,150.20 |
| 2015 | 55 | 7919 | 5939831 | DRUID HEIGHTS COMMUNITY DEVELOPMENT CORPORATION/EMPLOYMENT TRAINING | 05H | LMC | $3,214.40 |
| 2015 | 65 | 7928 | 5916758 | STRONG CITY BALTIMORE/EMPLOYMENT TRAINING | 05H | LMC | $25,458.00 |
| 2015 | 65 | 7928 | 5926940 | STRONG CITY BALTIMORE/EMPLOYMENT TRAINING | 05H | LMC | $11,350.64 |
| 2015 | 88 | 7958 | 5871497 | JULIE COMMUNITY CENTER/EMPLOYMENT TRAINING | 05H | LMC | $2,437.05 |
| 2015 | 88 | 7958 | 5900530 | JULIE COMMUNITY CENTER/EMPLOYMENT TRAINING | 05H | LMC | $2,437.05 |
| 2015 | 88 | 7958 | 5926940 | JULIE COMMUNITY CENTER/EMPLOYMENT TRAINING | 05H | LMC | $2,437.05 |
| 2015 | 94 | 7964 | 5880685 | MARYLAND NEW DIRECTIONS/EMPLOYMENT TRAINING | 05H | LMC | $16,704.91 |
| 2015 | 94 | 7964 | 5900530 | MARYLAND NEW DIRECTIONS/EMPLOYMENT TRAINING | 05H | LMC | $16,449.91 |
| 2015 | 94 | 7964 | 5926940 | MARYLAND NEW DIRECTIONS/EMPLOYMENT TRAINING | 05H | LMC | $16,366.01 |
| 2015 | 94 | 7964 | 5939831 | MARYLAND NEW DIRECTIONS/EMPLOYMENT TRAINING | 05H | LMC | $5,417.57 |
| 2015 | 111 | 7981 | 5916758 | PARKS AND PEOPLE FOUNDATION/EMPLOYMENT TRAINING | 05H | LMC | $6,372.82 |
| 2015 | 124 | 7997 | 5880685 | SOUTH BALTIMORE LEARNING CENTER/EMPLOYMENT TRAINING | 05H | LMC | $15,153.35 |
| 2015 | 124 | 7997 | 5917480 | SOUTH BALTIMORE LEARNING CENTER/EMPLOYMENT TRAINING | 05H | LMC | $16,058.92 |
| 2015 | 124 | 7997 | 5939831 | SOUTH BALTIMORE LEARNING CENTER/EMPLOYMENT TRAINING | 05H | LMC | $13,648.74 |
| | | | | | **05H** | **Matrix Code** | **$669,451.59** |
| 2014 | 45 | 7703 | 5842563 | COLDSTREAM-HOMESTEAD-MONTBELLO/CRIME AWARENESS | 05I | LMA | $1,586.27 |
| 2014 | 79 | 7764 | 5830119 | HARBEL COMMUNITY ORGANIZATION/CRIME AWARENESS | 05I | LMA | $14,563.25 |
| 2014 | 79 | 7764 | 5880685 | HARBEL COMMUNITY ORGANIZATION/CRIME AWARENESS | 05I | LMA | $8,927.52 |
| 2014 | 79 | 7764 | 5880878 | HARBEL COMMUNITY ORGANIZATION/CRIME AWARENESS | 05I | LMA | $1,057.00 |
| 2015 | 33 | 7897 | 5880685 | COLDSTREAM-HOMESTEAD-MONTEBELLO/CRIME PREVENTION | 05I | LMA | $2,086.75 |
| 2015 | 33 | 7897 | 5900530 | COLDSTREAM-HOMESTEAD-MONTEBELLO/CRIME PREVENTION | 05I | LMA | $2,244.50 |
| 2015 | 33 | 7897 | 5939831 | COLDSTREAM-HOMESTEAD-MONTEBELLO/CRIME PREVENTION | 05I | LMA | $1,957.89 |
| 2015 | 67 | 7938 | 5900673 | HARBEL COMMUNITY ORGANIZATION/CRIME PREVENTION | 05I | LMA | $12,305.00 |
| 2015 | 67 | 7938 | 5926940 | HARBEL COMMUNITY ORGANIZATION/CRIME PREVENTION | 05I | LMA | $12,342.00 |
| | | | | | **05I** | **Matrix Code** | **$57,070.18** |
| 2014 | 107 | 7792 | 5830119 | MAYOR'S OFFICE OF HUMAN SERVICES/CHILD CARE CENTER | 05L | LMC | $85,663.25 |
| 2014 | 107 | 7792 | 5842563 | MAYOR'S OFFICE OF HUMAN SERVICES/CHILD CARE CENTER | 05L | LMC | $23,895.76 |
| 2014 | 107 | 7792 | 5864391 | MAYOR'S OFFICE OF HUMAN SERVICES/CHILD CARE CENTER | 05L | LMC | $26,019.54 |
| 2014 | 107 | 7792 | 5871497 | MAYOR'S OFFICE OF HUMAN SERVICES/CHILD CARE CENTER | 05L | LMC | $422.11 |
| 2014 | 107 | 7792 | 5880685 | MAYOR'S OFFICE OF HUMAN SERVICES/CHILD CARE CENTER | 05L | LMC | $15,238.62 |
| 2014 | 107 | 7792 | 5900530 | MAYOR'S OFFICE OF HUMAN SERVICES/CHILD CARE CENTER | 05L | LMC | $1,695.80 |
| 2014 | 107 | 7792 | 5907312 | MAYOR'S OFFICE OF HUMAN SERVICES/CHILD CARE CENTER | 05L | LMC | $1,830.60 |
| 2014 | 107 | 7792 | 5917480 | MAYOR'S OFFICE OF HUMAN SERVICES/CHILD CARE CENTER | 05L | LMC | $1,144.63 |

| | | | | | | | |
|---|---|---|---|---|---|---|---|
| 2014 | 107 | 7792 | 5926976 | MAYOR'S OFFICE OF HUMAN SERVICES/CHILD CARE CENTER | 05L | LMC | $2,285.43 |
| 2015 | 95 | 7965 | 5861840 | MAYOR'S OFFICE OF HUMAN SERVICES/CHILD CARE CENTERS | 05L | LMC | $88,866.42 |
| 2015 | 112 | 7982 | 5880685 | PARKS AND PEOPLE FOUNDATION/CHILD CARE SERVICES | 05L | LMC | $22,000.00 |
| | | | | | **05L** | **Matrix Code** | **$269,062.16** |
| 2014 | 99 | 7784 | 5842563 | JULIE COMMUNITY CENTER/HEALTH SERVICES | 05M | LMC | $3,750.00 |
| 2015 | 87 | 7957 | 5871497 | JULIE COMMUNITY CENTER/HEALTH SERVICES | 05M | LMC | $3,789.04 |
| 2015 | 87 | 7957 | 5926940 | JULIE COMMUNITY CENTER/HEALTH SERVICES | 05M | LMC | $3,789.04 |
| | | | | | **05M** | **Matrix Code** | **$11,328.08** |
| 2014 | 96 | 7781 | 5842563 | INNOVATIVE HOUSING INSTITUTE | 05Q | LMC | $7,800.00 |
| 2014 | 96 | 7781 | 5872314 | INNOVATIVE HOUSING INSTITUTE | 05Q | LMC | $589.95 |
| 2015 | 84 | 7954 | 5880780 | INNOVATIVE HOUSING INSTITUTE/SUBSISTENCE PAYMENTS | 05Q | LMC | $5,710.00 |
| 2015 | 84 | 7954 | 5907312 | INNOVATIVE HOUSING INSTITUTE/SUBSISTENCE PAYMENTS | 05Q | LMC | $4,358.00 |
| 2015 | 84 | 7954 | 5926940 | INNOVATIVE HOUSING INSTITUTE/SUBSISTENCE PAYMENTS | 05Q | LMC | $3,260.00 |
| | | | | | **05Q** | **Matrix Code** | **$21,717.95** |
| 2014 | 19 | 7674 | 5864391 | BELAIR-EDISON HOUSING SERVICES, INC./HOUSING COUNSELING | 05U | LMC | $15,940.36 |
| 2014 | 54 | 7738 | 5842563 | COMPREHENSIVE HOUSING ASSISTANCE | 05U | LMC | $10,751.00 |
| 2014 | 54 | 7738 | 5861698 | COMPREHENSIVE HOUSING ASSISTANCE | 05U | LMC | $11,262.75 |
| 2014 | 64 | 7748 | 5830119 | DRUID HEIGHTS CDC/HOUSING COUNSELING | 05U | LMC | $5,761.87 |
| 2014 | 64 | 7748 | 5861698 | DRUID HEIGHTS CDC/HOUSING COUNSELING | 05U | LMC | $4,307.21 |
| 2014 | 64 | 7748 | 5864391 | DRUID HEIGHTS CDC/HOUSING COUNSELING | 05U | LMC | $830.67 |
| 2014 | 75 | 7760 | 5830119 | GARWYN OAKS UNITED NEIGHBORS/HOUSING COUNSELING | 05U | LMC | $7,536.84 |
| 2014 | 75 | 7760 | 5842563 | GARWYN OAKS UNITED NEIGHBORS/HOUSING COUNSELING | 05U | LMC | $6,600.39 |
| 2014 | 75 | 7760 | 5871497 | GARWYN OAKS UNITED NEIGHBORS/HOUSING COUNSELING | 05U | LMC | $4,709.78 |
| 2014 | 80 | 7765 | 5830119 | HARBEL COMMUNITY ORGANIZATION/HOUSING COUNSELING | 05U | LMC | $6,330.03 |
| 2014 | 80 | 7765 | 5880685 | HARBEL COMMUNITY ORGANIZATION/HOUSING COUNSELING | 05U | LMC | $6,225.06 |
| 2014 | 111 | 7796 | 5842563 | NEIGHBORHOOD HOUSING SERVICES/HOUSING COUNSELING | 05U | LMC | $18,397.42 |
| 2014 | 111 | 7796 | 5871497 | NEIGHBORHOOD HOUSING SERVICES/HOUSING COUNSELING | 05U | LMC | $25,041.31 |
| 2014 | 138 | 7823 | 5830119 | SECDC./HOUSING COUNSELING | 05U | LMC | $20,406.36 |
| 2014 | 138 | 7823 | 5842563 | SECDC./HOUSING COUNSELING | 05U | LMC | $19,292.87 |
| 2014 | 138 | 7823 | 5864391 | SECDC./HOUSING COUNSELING | 05U | LMC | $7,982.54 |
| 2014 | 139 | 7824 | 5830119 | ST. AMBROSE - HOMESHARING PROGRAM | 05U | LMC | $3,998.61 |
| 2014 | 139 | 7824 | 5842563 | ST. AMBROSE - HOMESHARING PROGRAM | 05U | LMC | $6,380.23 |
| 2014 | 140 | 7825 | 5830119 | ST. AMBROSE HOUSING AID CENTER/HOUSING COUNSELING | 05U | LMC | $16,300.00 |
| 2014 | 141 | 7826 | 5830238 | ST. AMBROSE HOUSING AID CENTER | 05U | LMC | $12,255.25 |
| 2014 | 141 | 7826 | 5845706 | ST. AMBROSE HOUSING AID CENTER | 05U | LMC | $33,546.78 |
| 2014 | 142 | 7827 | 5830119 | THE DEVELOPMENT COPRORATION | 05U | LMC | $7,995.31 |
| 2014 | 142 | 7827 | 5871497 | THE DEVELOPMENT COPRORATION | 05U | LMC | $9,414.45 |
| 2014 | 148 | 7833 | 5871497 | PARK HEIGHTS RENAISSANCE/HOUSING COUNSELING | 05U | LMC | $14,871.54 |
| 2015 | 10 | 7880 | 5916758 | BELAIR-EDISON HOUSING SERVICE, INC./COUNSELING | 05U | LMC | $27,233.33 |
| 2015 | 10 | 7880 | 5939831 | BELAIR-EDISON HOUSING SERVICE, INC./COUNSELING | 05U | LMC | $12,006.68 |
| 2015 | 42 | 7906 | 5888226 | COMPREHENSIVE HOUSING ASSISTANCE/HOUSING COUNSELING | 05U | LMC | $11,979.33 |
| 2015 | 42 | 7906 | 5917480 | COMPREHENSIVE HOUSING ASSISTANCE/HOUSING COUNSELING | 05U | LMC | $11,467.27 |
| 2015 | 52 | 7916 | 5871497 | DRUID HEIGHTS COMMUNITY DEVELOPMENT CORPORATION/HOUSING COUNSELING | 05U | LMC | $6,952.02 |
| 2015 | 52 | 7916 | 5880685 | DRUID HEIGHTS COMMUNITY DEVELOPMENT CORPORATION/HOUSING COUNSELING | 05U | LMC | $14,737.64 |
| 2015 | 52 | 7916 | 5888226 | DRUID HEIGHTS COMMUNITY DEVELOPMENT CORPORATION/HOUSING COUNSELING | 05U | LMC | $6,795.17 |

| | | | | | | | |
|---|---|---|---|---|---|---|---|
| 2015 | 52 | 7916 | 5900530 | DRUID HEIGHTS COMMUNITY DEVELOPMENT CORPORATION/HOUSING COUNSELING | 05U | LMC | $6,614.61 |
| 2015 | 52 | 7916 | 5916758 | DRUID HEIGHTS COMMUNITY DEVELOPMENT CORPORATION/HOUSING COUNSELING | 05U | LMC | $7,845.20 |
| 2015 | 52 | 7916 | 5926940 | DRUID HEIGHTS COMMUNITY DEVELOPMENT CORPORATION/HOUSING COUNSELING | 05U | LMC | $8,973.98 |
| 2015 | 52 | 7916 | 5939831 | DRUID HEIGHTS COMMUNITY DEVELOPMENT CORPORATION/HOUSING COUNSELING | 05U | LMC | $14,515.40 |
| 2015 | 63 | 7926 | 5880685 | GARWYN OAKS UNITED NEIGHBORS/HOUSING COUNSELING | 05U | LMC | $8,512.72 |
| 2015 | 63 | 7926 | 5900530 | GARWYN OAKS UNITED NEIGHBORS/HOUSING COUNSELING | 05U | LMC | $7,300.50 |
| 2015 | 63 | 7926 | 5907312 | GARWYN OAKS UNITED NEIGHBORS/HOUSING COUNSELING | 05U | LMC | $3,172.36 |
| 2015 | 63 | 7926 | 5917480 | GARWYN OAKS UNITED NEIGHBORS/HOUSING COUNSELING | 05U | LMC | $2,499.49 |
| 2015 | 63 | 7926 | 5926976 | GARWYN OAKS UNITED NEIGHBORS/HOUSING COUNSELING | 05U | LMC | $1,915.60 |
| 2015 | 63 | 7926 | 5939831 | GARWYN OAKS UNITED NEIGHBORS/HOUSING COUNSELING | 05U | LMC | $2,983.01 |
| 2015 | 68 | 7939 | 5900673 | HARBEL COMMUNITY ORGANIZATION/HOUSING COUNSELING | 05U | LMC | $6,281.00 |
| 2015 | 68 | 7939 | 5926940 | HARBEL COMMUNITY ORGANIZATION/HOUSING COUNSELING | 05U | LMC | $6,397.00 |
| 2015 | 99 | 7969 | 5916758 | NEIGHBORHOOD HOUSING SERVICES/HOUSING COUNSELING | 05U | LMC | $33,165.57 |
| 2015 | 99 | 7969 | 5926940 | NEIGHBORHOOD HOUSING SERVICES/HOUSING COUNSELING | 05U | LMC | $39,919.86 |
| 2015 | 106 | 7979 | 5916758 | PARK HEIGHTS RENAISSANCE/HOUSING COUNSELING | 05U | LMC | $27,721.08 |
| 2015 | 106 | 7979 | 5926940 | PARK HEIGHTS RENAISSANCE/HOUSING COUNSELING | 05U | LMC | $13,976.64 |
| 2015 | 128 | 8000 | 5907312 | SOUTHEAST COMMUNITY DEVELOPMENT/HOUSING COUNSELING | 05U | LMC | $31,228.73 |
| 2015 | 128 | 8000 | 5916758 | SOUTHEAST COMMUNITY DEVELOPMENT/HOUSING COUNSELING | 05U | LMC | $26,169.22 |
| 2015 | 128 | 8000 | 5940166 | SOUTHEAST COMMUNITY DEVELOPMENT/HOUSING COUNSELING | 05U | LMC | $17,361.48 |
| 2015 | 129 | 8001 | 5880685 | ST. AMBROSE - HOMESHARING PROGRAM/HOMESHARING | 05U | LMC | $16,656.00 |
| 2015 | 129 | 8001 | 5900530 | ST. AMBROSE - HOMESHARING PROGRAM/HOMESHARING | 05U | LMC | $7,019.00 |
| 2015 | 129 | 8001 | 5907312 | ST. AMBROSE - HOMESHARING PROGRAM/HOMESHARING | 05U | LMC | $6,429.00 |
| 2015 | 129 | 8001 | 5916758 | ST. AMBROSE - HOMESHARING PROGRAM/HOMESHARING | 05U | LMC | $19,336.00 |
| 2015 | 130 | 8002 | 5880685 | ST. AMBROSE HOUSING AID CENTER/HOUSING COUNSELING | 05U | LMC | $99,441.00 |
| 2015 | 130 | 8002 | 5900530 | ST. AMBROSE HOUSING AID CENTER/HOUSING COUNSELING | 05U | LMC | $24,420.00 |
| 2015 | 130 | 8002 | 5916758 | ST. AMBROSE HOUSING AID CENTER/HOUSING COUNSELING | 05U | LMC | $12,589.00 |
| 2015 | 131 | 8003 | 5900673 | ST. AMBROSE HOUSING AID CENTER/DEFAULT COUNSELING | 05U | LMC | $15,167.00 |
| 2015 | 131 | 8003 | 5907312 | ST. AMBROSE HOUSING AID CENTER/DEFAULT COUNSELING | 05U | LMC | $30,732.00 |
| 2015 | 131 | 8003 | 5917480 | ST. AMBROSE HOUSING AID CENTER/DEFAULT COUNSELING | 05U | LMC | $21,785.00 |
| 2015 | 131 | 8003 | 5940166 | ST. AMBROSE HOUSING AID CENTER/DEFAULT COUNSELING | 05U | LMC | $24,548.00 |
| 2015 | 132 | 8004 | 5926940 | THE DEVELOPMENT CORPORATION/HOUSING COUNSELING | 05U | LMC | $17,101.88 |
| | | | | | **05U** | **Matrix Code** | **$929,087.40** |
| 2014 | 65 | 7750 | 5830119 | DRUID HEIGHTS CDC/CONSTRUCTION OF HOUSING | 12 | LMH | $4,585.20 |
| 2014 | 65 | 7750 | 5861698 | DRUID HEIGHTS CDC/CONSTRUCTION OF HOUSING | 12 | LMH | $8,952.30 |
| 2014 | 65 | 7750 | 5864391 | DRUID HEIGHTS CDC/CONSTRUCTION OF HOUSING | 12 | LMH | $1,725.76 |
| 2015 | 53 | 7917 | 5871497 | DRUID HEIGHTS COMMUNITY DEVELOPMENT CORPORATION/CONSTRUCTION OF HOUSING | 12 | LMH | $3,203.65 |
| 2015 | 53 | 7917 | 5880685 | DRUID HEIGHTS COMMUNITY DEVELOPMENT CORPORATION/CONSTRUCTION OF HOUSING | 12 | LMH | $3,245.50 |

| | | | | | | | |
|---|---|---|---|---|---|---|---|
| 2015 | 53 | 7917 | 5888226 | DRUID HEIGHTS COMMUNITY DEVELOPMENT CORPORATION/CONSTRUCTION OF HOUSING | 12 | LMH | $1,005.54 |
| 2015 | 53 | 7917 | 5900530 | DRUID HEIGHTS COMMUNITY DEVELOPMENT CORPORATION/CONSTRUCTION OF HOUSING | 12 | LMH | $1,159.60 |
| 2015 | 53 | 7917 | 5916758 | DRUID HEIGHTS COMMUNITY DEVELOPMENT CORPORATION/CONSTRUCTION OF HOUSING | 12 | LMH | $954.20 |
| 2015 | 53 | 7917 | 5926940 | DRUID HEIGHTS COMMUNITY DEVELOPMENT CORPORATION/CONSTRUCTION OF HOUSING | 12 | LMH | $1,850.52 |
| 2015 | 53 | 7917 | 5939831 | DRUID HEIGHTS COMMUNITY DEVELOPMENT CORPORATION/CONSTRUCTION OF HOUSING | 12 | LMH | $2,831.40 |
| | | | | | **12** | **Matrix Code** | **$29,513.67** |
| 2014 | 85 | 7770 | 5830119 | HCD - HOME OWNERSHIP INSTITUTE | 13 | LMH | $24,351.23 |
| 2014 | 95 | 7780 | 5830119 | HOME OWNERSHIP ASSISTANCE | 13 | LMH | $100,000.00 |
| 2014 | 95 | 7780 | 5831369 | HOME OWNERSHIP ASSISTANCE | 13 | LMH | $80,723.53 |
| 2014 | 95 | 7780 | 5842563 | HOME OWNERSHIP ASSISTANCE | 13 | LMH | $125,000.00 |
| 2014 | 95 | 7780 | 5861698 | HOME OWNERSHIP ASSISTANCE | 13 | LMH | $94,276.47 |
| 2015 | 73 | 7944 | 5860921 | HCD - HOME OWNERSHIP INSTITUE/DIRECT HOMEOWNERSHIP ASSISTANCE | 13 | LMH | $14,776.40 |
| 2015 | 73 | 7944 | 5861698 | HCD - HOME OWNERSHIP INSTITUE/DIRECT HOMEOWNERSHIP ASSISTANCE | 13 | LMH | $47,081.43 |
| 2015 | 73 | 7944 | 5864429 | HCD - HOME OWNERSHIP INSTITUE/DIRECT HOMEOWNERSHIP ASSISTANCE | 13 | LMH | $27,799.41 |
| 2015 | 73 | 7944 | 5864434 | HCD - HOME OWNERSHIP INSTITUE/DIRECT HOMEOWNERSHIP ASSISTANCE | 13 | LMH | $22,497.51 |
| 2015 | 73 | 7944 | 5880685 | HCD - HOME OWNERSHIP INSTITUE/DIRECT HOMEOWNERSHIP ASSISTANCE | 13 | LMH | $69,012.30 |
| 2015 | 73 | 7944 | 5888226 | HCD - HOME OWNERSHIP INSTITUE/DIRECT HOMEOWNERSHIP ASSISTANCE | 13 | LMH | $54,769.87 |
| 2015 | 73 | 7944 | 5900530 | HCD - HOME OWNERSHIP INSTITUE/DIRECT HOMEOWNERSHIP ASSISTANCE | 13 | LMH | $44,927.35 |
| 2015 | 73 | 7944 | 5900747 | HCD - HOME OWNERSHIP INSTITUE/DIRECT HOMEOWNERSHIP ASSISTANCE | 13 | LMH | $3,000.00 |
| 2015 | 73 | 7944 | 5907312 | HCD - HOME OWNERSHIP INSTITUE/DIRECT HOMEOWNERSHIP ASSISTANCE | 13 | LMH | $48,115.04 |
| 2015 | 73 | 7944 | 5926940 | HCD - HOME OWNERSHIP INSTITUE/DIRECT HOMEOWNERSHIP ASSISTANCE | 13 | LMH | $48,059.98 |
| 2015 | 73 | 7944 | 5939831 | HCD - HOME OWNERSHIP INSTITUE/DIRECT HOMEOWNERSHIP ASSISTANCE | 13 | LMH | $70,733.42 |
| 2015 | 83 | 7913 | 5861840 | DIRECT HOME OWNERSHIP ASSISTANCE PROGRAM | 13 | LMH | $75,723.53 |
| 2015 | 83 | 7913 | 5864429 | DIRECT HOME OWNERSHIP ASSISTANCE PROGRAM | 13 | LMH | $75,000.00 |
| 2015 | 83 | 7913 | 5871497 | DIRECT HOME OWNERSHIP ASSISTANCE PROGRAM | 13 | LMH | $135,000.00 |
| 2015 | 83 | 7913 | 5880685 | DIRECT HOME OWNERSHIP ASSISTANCE PROGRAM | 13 | LMH | $130,000.00 |
| 2015 | 83 | 7913 | 5888226 | DIRECT HOME OWNERSHIP ASSISTANCE PROGRAM | 13 | LMH | $160,000.00 |
| 2015 | 83 | 7913 | 5900673 | DIRECT HOME OWNERSHIP ASSISTANCE PROGRAM | 13 | LMH | $70,000.00 |
| 2015 | 83 | 7913 | 5907312 | DIRECT HOME OWNERSHIP ASSISTANCE PROGRAM | 13 | LMH | $85,000.00 |
| 2015 | 83 | 7913 | 5916736 | DIRECT HOME OWNERSHIP ASSISTANCE PROGRAM | 13 | LMH | $130,000.00 |
| 2015 | 83 | 7913 | 5926976 | DIRECT HOME OWNERSHIP ASSISTANCE PROGRAM | 13 | LMH | $120,000.00 |
| 2015 | 83 | 7913 | 5939831 | DIRECT HOME OWNERSHIP ASSISTANCE PROGRAM | 13 | LMH | $155,000.00 |
| | | | | | **13** | **Matrix Code** | **$2,010,847.47** |
| 2011 | 172 | 7425 | 5861698 | WEATHERIZATION PROGRAM | 14A | LMH | $9,015.00 |
| 2011 | 172 | 7425 | 5871497 | WEATHERIZATION PROGRAM | 14A | LMH | $4,367.00 |
| 2011 | 172 | 7425 | 5880685 | WEATHERIZATION PROGRAM | 14A | LMH | $23,385.00 |
| 2011 | 172 | 7425 | 5905731 | WEATHERIZATION PROGRAM | 14A | LMH | $46,040.85 |
| 2012 | 116 | 7337 | 5917480 | PARK HEIGHTS REHAB LOAN FUND/REHAB; SINGLE-UNIT RESIDENTIAL | 14A | LMH | $24,525.00 |
| 2014 | 58 | 7742 | 5842563 | DEFERRED LOAN | 14A | LMH | $7,468.00 |
| 2014 | 58 | 7742 | 5861698 | DEFERRED LOAN | 14A | LMH | $700.00 |
| 2014 | 58 | 7742 | 5864391 | DEFERRED LOAN | 14A | LMH | $5,400.00 |
| 2014 | 58 | 7742 | 5880685 | DEFERRED LOAN | 14A | LMH | $17,389.00 |

| | | | | | | | |
|---|---|---|---|---|---|---|---|
| 2014 | 58 | 7742 | 5888226 | DEFERRED LOAN | 14A | LMH | $3,445.00 |
| 2014 | 58 | 7742 | 5900530 | DEFERRED LOAN | 14A | LMH | $537.00 |
| 2014 | 58 | 7742 | 5939831 | DEFERRED LOAN | 14A | LMH | $2,400.00 |
| 2014 | 71 | 7756 | 5830238 | EMERGENCY ROOF REPAIRS | 14A | LMH | $26,866.00 |
| 2014 | 71 | 7756 | 5845706 | EMERGENCY ROOF REPAIRS | 14A | LMH | $6,956.00 |
| 2014 | 71 | 7756 | 5861698 | EMERGENCY ROOF REPAIRS | 14A | LMH | $4,210.00 |
| 2014 | 71 | 7756 | 5880685 | EMERGENCY ROOF REPAIRS | 14A | LMH | $2,009.00 |
| 2014 | 129 | 7814 | 5830119 | REBUILDING TOGETHER BALTIMORE/REHAB SINGLE UNIT | 14A | LMH | $3,559.38 |
| 2014 | 129 | 7814 | 5842563 | REBUILDING TOGETHER BALTIMORE/REHAB SINGLE UNIT | 14A | LMH | $22,030.45 |
| 2014 | 129 | 7814 | 5871497 | REBUILDING TOGETHER BALTIMORE/REHAB SINGLE UNIT | 14A | LMH | $17,189.16 |
| 2015 | 46 | 7910 | 5888226 | DEFERRED LOAN PROGRAM/REHAB: SINGLE UNIT RESIDENTIAL | 14A | LMH | $7,672.00 |
| 2015 | 46 | 7910 | 5907312 | DEFERRED LOAN PROGRAM/REHAB: SINGLE UNIT RESIDENTIAL | 14A | LMH | $19,400.00 |
| 2015 | 46 | 7910 | 5916736 | DEFERRED LOAN PROGRAM/REHAB: SINGLE UNIT RESIDENTIAL | 14A | LMH | $39,107.00 |
| 2015 | 46 | 7910 | 5926976 | DEFERRED LOAN PROGRAM/REHAB: SINGLE UNIT RESIDENTIAL | 14A | LMH | $7,200.00 |
| 2015 | 46 | 7910 | 5939831 | DEFERRED LOAN PROGRAM/REHAB: SINGLE UNIT RESIDENTIAL | 14A | LMH | $32,303.00 |
| 2015 | 59 | 7922 | 5861698 | EMERGENCY ROOF REPAIRS/REHAB | 14A | LMH | $21,975.00 |
| 2015 | 59 | 7922 | 5864391 | EMERGENCY ROOF REPAIRS/REHAB | 14A | LMH | $13,579.00 |
| 2015 | 59 | 7922 | 5871497 | EMERGENCY ROOF REPAIRS/REHAB | 14A | LMH | $790.00 |
| 2015 | 59 | 7922 | 5880685 | EMERGENCY ROOF REPAIRS/REHAB | 14A | LMH | $26,528.00 |
| 2015 | 59 | 7922 | 5888226 | EMERGENCY ROOF REPAIRS/REHAB | 14A | LMH | $3,357.00 |
| 2015 | 59 | 7922 | 5900530 | EMERGENCY ROOF REPAIRS/REHAB | 14A | LMH | $20,600.00 |
| 2015 | 59 | 7922 | 5907312 | EMERGENCY ROOF REPAIRS/REHAB | 14A | LMH | $33,270.00 |
| 2015 | 59 | 7922 | 5916736 | EMERGENCY ROOF REPAIRS/REHAB | 14A | LMH | $62,680.00 |
| 2015 | 59 | 7922 | 5926976 | EMERGENCY ROOF REPAIRS/REHAB | 14A | LMH | $15,050.00 |
| 2015 | 59 | 7922 | 5940537 | EMERGENCY ROOF REPAIRS/REHAB | 14A | LMH | $36,482.00 |
| 2015 | 118 | 7990 | 5940166 | REBUILDING TOGETHER BALTIMORE/REHAB/SINGLE UNIT RESIDENTIAL | 14A | LMH | $26,821.60 |
| | | | | | **14A** | **Matrix Code** | **$594,306.44** |
| 2010 | 30 | 6765 | 5831368 | BALTIMORE DEVELOPMENT CORPORATION/FACADE LOAN PROGRAM - BDC | 14E | LMA | $5,369.39 |
| 2010 | 30 | 6765 | 5871497 | BALTIMORE DEVELOPMENT CORPORATION/FACADE LOAN PROGRAM - BDC | 14E | LMA | $20,000.00 |
| 2010 | 30 | 6765 | 5907312 | BALTIMORE DEVELOPMENT CORPORATION/FACADE LOAN PROGRAM - BDC | 14E | LMA | $9,000.00 |
| | | | | | **14E** | **Matrix Code** | **$34,369.39** |
| 2009 | 132 | 6470 | 5926976 | JOHNSTON SQUARE (AHP) | 14G | LMH | $7,772.44 |
| 2010 | 205 | 7398 | 5830119 | WBC - ACQ. FOR REHAB | 14G | LMH | $33,984.54 |
| 2010 | 205 | 7398 | 5842563 | WBC - ACQ. FOR REHAB | 14G | LMH | $13,352.42 |
| 2010 | 205 | 7398 | 5861698 | WBC - ACQ. FOR REHAB | 14G | LMH | $9,125.14 |
| 2010 | 205 | 7398 | 5864391 | WBC - ACQ. FOR REHAB | 14G | LMH | $8,175.01 |
| 2010 | 205 | 7398 | 5872314 | WBC - ACQ. FOR REHAB | 14G | LMH | $9,450.00 |
| 2010 | 205 | 7398 | 5888226 | WBC - ACQ. FOR REHAB | 14G | LMH | $12,020.22 |
| 2010 | 205 | 7398 | 5916736 | WBC - ACQ. FOR REHAB | 14G | LMH | $4,526.29 |
| 2014 | 50 | 7719 | 5830119 | COMMUNITY HOUSING ASSOCIATES | 14G | LMH | $4,939.47 |
| 2014 | 50 | 7719 | 5842563 | COMMUNITY HOUSING ASSOCIATES | 14G | LMH | $4,985.68 |
| 2014 | 50 | 7719 | 5861698 | COMMUNITY HOUSING ASSOCIATES | 14G | LMH | $4,950.20 |
| 2014 | 50 | 7719 | 5864391 | COMMUNITY HOUSING ASSOCIATES | 14G | LMH | $4,957.16 |
| 2015 | 38 | 7902 | 5880685 | COMMUNITY HOUSING ASSOCIATES/ACQ.FOR REHAB | 14G | LMH | $12,653.80 |
| 2015 | 38 | 7902 | 5888226 | COMMUNITY HOUSING ASSOCIATES/ACQ.FOR REHAB | 14G | LMH | $5,141.65 |
| 2015 | 38 | 7902 | 5900530 | COMMUNITY HOUSING ASSOCIATES/ACQ.FOR REHAB | 14G | LMH | $5,141.65 |
| 2015 | 38 | 7902 | 5907312 | COMMUNITY HOUSING ASSOCIATES/ACQ.FOR REHAB | 14G | LMH | $5,154.32 |
| 2015 | 38 | 7902 | 5916758 | COMMUNITY HOUSING ASSOCIATES/ACQ.FOR REHAB | 14G | LMH | $12,708.65 |
| 2015 | 38 | 7902 | 5939831 | COMMUNITY HOUSING ASSOCIATES/ACQ.FOR REHAB | 14G | LMH | $5,141.65 |

| | | | | | | | |
|---|---|---|---|---|---|---|---|
| 2015 | 60 | 7923 | 5864391 | EMPIRE HOMES/ACQ. FOR REHAB. | 14G | LMH | $15,936.04 |
| 2015 | 60 | 7923 | 5871497 | EMPIRE HOMES/ACQ. FOR REHAB. | 14G | LMH | $6,139.54 |
| 2015 | 60 | 7923 | 5880780 | EMPIRE HOMES/ACQ. FOR REHAB. | 14G | LMH | $5,768.53 |
| 2015 | 60 | 7923 | 5888226 | EMPIRE HOMES/ACQ. FOR REHAB. | 14G | LMH | $5,737.89 |
| 2015 | 60 | 7923 | 5900530 | EMPIRE HOMES/ACQ. FOR REHAB. | 14G | LMH | $8,581.69 |
| 2015 | 60 | 7923 | 5907312 | EMPIRE HOMES/ACQ. FOR REHAB. | 14G | LMH | $6,278.19 |
| 2015 | 60 | 7923 | 5916758 | EMPIRE HOMES/ACQ. FOR REHAB. | 14G | LMH | $11,616.34 |
| 2015 | 60 | 7923 | 5939831 | EMPIRE HOMES/ACQ. FOR REHAB. | 14G | LMH | $5,814.59 |
| | | | | | **14G** | **Matrix Code** | **$230,053.10** |
| 2014 | 68 | 7753 | 5830119 | DRUID HEIGHTS CDC/REHAB ADMIN. | 14H | LMH | $5,454.50 |
| 2014 | 68 | 7753 | 5861698 | DRUID HEIGHTS CDC/REHAB ADMIN. | 14H | LMH | $9,177.20 |
| 2014 | 68 | 7753 | 5864391 | DRUID HEIGHTS CDC/REHAB ADMIN. | 14H | LMH | $954.20 |
| 2014 | 78 | 7763 | 5861698 | HABITAT FOR HUMANITY OF THE CHESAPEAKE | 14H | LMH | $54,333.80 |
| 2014 | 87 | 7772 | 5830119 | HCD - OFFICE OF PROJECT FINANCE | 14H | LMH | $8,073.00 |
| 2014 | 87 | 7772 | 5842563 | HCD - OFFICE OF PROJECT FINANCE | 14H | LMH | $7,175.45 |
| 2014 | 87 | 7772 | 5905731 | HCD - OFFICE OF PROJECT FINANCE | 14H | LMH | $1,424.61 |
| 2014 | 89 | 7774 | 5830055 | HCD - OFFICE OF REHABILITATION | 14H | LMH | $3,126.13 |
| 2014 | 89 | 7774 | 5830119 | HCD - OFFICE OF REHABILITATION | 14H | LMH | $73,071.87 |
| 2014 | 89 | 7774 | 5845712 | HCD - OFFICE OF REHABILITATION | 14H | LMH | $75,443.91 |
| 2014 | 113 | 7798 | 5842563 | NEIGHBORHOOD HOUSING SERVICES/REHAB ADMIN. | 14H | LMH | $21,793.49 |
| 2014 | 113 | 7798 | 5871497 | NEIGHBORHOOD HOUSING SERVICES/REHAB ADMIN. | 14H | LMH | $25,469.79 |
| 2014 | 119 | 7803 | 5871497 | PARK HEIGHTS RENAISSANCE/REHAB ADMIN. | 14H | LMH | $9,831.20 |
| 2014 | 151 | 7835 | 5830119 | PEOPLE'S HOMESTEADING GROUP (REHAB ADMIN.) | 14H | LMH | $11,108.64 |
| 2014 | 151 | 7835 | 5842563 | PEOPLE'S HOMESTEADING GROUP (REHAB ADMIN.) | 14H | LMH | $7,487.00 |
| 2015 | 56 | 7920 | 5871497 | DRUID HEIGHTS COMMUNITY DEVELOPMENT CORPORATION/REHAB. ADMIN. | 14H | LMH | $2,130.02 |
| 2015 | 56 | 7920 | 5880685 | DRUID HEIGHTS COMMUNITY DEVELOPMENT CORPORATION/REHAB. ADMIN. | 14H | LMH | $2,980.00 |
| 2015 | 56 | 7920 | 5888226 | DRUID HEIGHTS COMMUNITY DEVELOPMENT CORPORATION/REHAB. ADMIN. | 14H | LMH | $1,053.54 |
| 2015 | 56 | 7920 | 5900530 | DRUID HEIGHTS COMMUNITY DEVELOPMENT CORPORATION/REHAB. ADMIN. | 14H | LMH | $954.20 |
| 2015 | 56 | 7920 | 5916758 | DRUID HEIGHTS COMMUNITY DEVELOPMENT CORPORATION/REHAB. ADMIN. | 14H | LMH | $1,540.20 |
| 2015 | 56 | 7920 | 5926940 | DRUID HEIGHTS COMMUNITY DEVELOPMENT CORPORATION/REHAB. ADMIN. | 14H | LMH | $1,845.20 |
| 2015 | 56 | 7920 | 5939831 | DRUID HEIGHTS COMMUNITY DEVELOPMENT CORPORATION/REHAB. ADMIN. | 14H | LMH | $2,883.62 |
| 2015 | 66 | 7937 | 5880685 | HABITAT FOR HUMANITY OF THE CHESAPEAKE/REHAB. ADMIN. | 14H | LMH | $51,929.29 |
| 2015 | 66 | 7937 | 5900530 | HABITAT FOR HUMANITY OF THE CHESAPEAKE/REHAB. ADMIN. | 14H | LMH | $62,883.08 |
| 2015 | 66 | 7937 | 5926940 | HABITAT FOR HUMANITY OF THE CHESAPEAKE/REHAB. ADMIN. | 14H | LMH | $50,369.79 |
| 2015 | 77 | 7948 | 5861698 | HCD - OFFICE OF REHABILITATION/REHAB. ADMIN. | 14H | LMH | $62,747.86 |
| 2015 | 77 | 7948 | 5871497 | HCD - OFFICE OF REHABILITATION/REHAB. ADMIN. | 14H | LMH | $49,029.46 |
| 2015 | 77 | 7948 | 5880685 | HCD - OFFICE OF REHABILITATION/REHAB. ADMIN. | 14H | LMH | $76,505.03 |
| 2015 | 77 | 7948 | 5888226 | HCD - OFFICE OF REHABILITATION/REHAB. ADMIN. | 14H | LMH | $77,306.81 |
| 2015 | 77 | 7948 | 5900530 | HCD - OFFICE OF REHABILITATION/REHAB. ADMIN. | 14H | LMH | $56,864.67 |
| 2015 | 77 | 7948 | 5907312 | HCD - OFFICE OF REHABILITATION/REHAB. ADMIN. | 14H | LMH | $56,463.38 |
| 2015 | 77 | 7948 | 5926940 | HCD - OFFICE OF REHABILITATION/REHAB. ADMIN. | 14H | LMH | $62,913.99 |
| 2015 | 77 | 7948 | 5939831 | HCD - OFFICE OF REHABILITATION/REHAB. ADMIN. | 14H | LMH | $25,972.77 |
| 2015 | 77 | 7948 | 5940254 | HCD - OFFICE OF REHABILITATION/REHAB. ADMIN. | 14H | LMH | $69,300.00 |
| 2015 | 100 | 7970 | 5916758 | NEIGHBORHOOD HOUSING SERVICES/REHAB ADMIN. | 14H | LMH | $34,259.23 |
| 2015 | 100 | 7970 | 5926940 | NEIGHBORHOOD HOUSING SERVICES/REHAB ADMIN. | 14H | LMH | $41,399.31 |
| 2015 | 107 | 7980 | 5916758 | PARK HEIGHTS RENAISSANCE/REHAB. ADMIN. | 14H | LMH | $11,875.47 |

| | | | | | | | |
|---|---|---|---|---|---|---|---|
| 2015 | 107 | 7980 | 5926940 | PARK HEIGHTS RENAISSANCE/REHAB. ADMIN. | 14H | LMH | $5,890.21 |
| 2015 | 115 | 7985 | 5880685 | PEOPLE HOMESTEADING GROUP/REHAB ADMIN. | 14H | LMH | $31,710.88 |
| 2015 | 115 | 7985 | 5888226 | PEOPLE HOMESTEADING GROUP/REHAB ADMIN. | 14H | LMH | $6,994.44 |
| 2015 | 115 | 7985 | 5900530 | PEOPLE HOMESTEADING GROUP/REHAB ADMIN. | 14H | LMH | $7,124.93 |
| 2015 | 115 | 7985 | 5916758 | PEOPLE HOMESTEADING GROUP/REHAB ADMIN. | 14H | LMH | $14,954.21 |
| 2015 | 115 | 7985 | 5926940 | PEOPLE HOMESTEADING GROUP/REHAB ADMIN. | 14H | LMH | $6,994.44 |
| 2015 | 115 | 7985 | 5939831 | PEOPLE HOMESTEADING GROUP/REHAB ADMIN. | 14H | LMH | $10,492.26 |
| 2015 | 157 | 8009 | 5888426 | WBC COMMUNITY DEVELOPMENT CORPORATION/REHAB ADMIN. | 14H | LMH | $6,250.05 |
| 2015 | 157 | 8009 | 5900530 | WBC COMMUNITY DEVELOPMENT CORPORATION/REHAB ADMIN. | 14H | LMH | $6,250.05 |
| 2015 | 157 | 8009 | 5926940 | WBC COMMUNITY DEVELOPMENT CORPORATION/REHAB ADMIN. | 14H | LMH | $6,250.05 |
| | | | | | **14H** | **Matrix Code** | **$1,220,043.23** |
| 2015 | 75 | 7946 | 5911801 | HCD - OFFICE OF PROJECT FINANCE/HOUSING SERVICES | 14J | LMH | $200,000.00 |
| | | | | | **14J** | **Matrix Code** | **$200,000.00** |
| 2014 | 59 | 7743 | 5830238 | DEPARTMENT OF PUBLIC WORKS | 15 | LMA | $939,279.17 |
| 2014 | 59 | 7743 | 5887884 | DEPARTMENT OF PUBLIC WORKS | 15 | LMA | $298,681.89 |
| 2014 | 104 | 7789 | 5830119 | LIVING CLASSROOMS | 15 | LMA | $89,662.05 |
| 2014 | 104 | 7789 | 5880685 | LIVING CLASSROOMS | 15 | LMA | $85,552.72 |
| 2015 | 47 | 7911 | 5917480 | DEPARTMENT OF PUBLIC WORKS/CODE ENFORCEMENT | 15 | LMA | $639,965.58 |
| 2015 | 92 | 7962 | 5916758 | LIVING CLASSROOMS/CODE ENFORCEMENT | 15 | LMA | $92,779.86 |
| 2015 | 92 | 7962 | 5926940 | LIVING CLASSROOMS/CODE ENFORCEMENT | 15 | LMA | $67,320.83 |
| | | | | | **15** | **Matrix Code** | **$2,213,242.10** |
| 2014 | 20 | 7675 | 5864391 | BELAIR-EDISON HOUSING SERVICES, INC./ECONOMIC DEVELOPMENT | 18B | LMA | $2,982.20 |
| 2015 | 11 | 7876 | 5916758 | BELAIR-EDISON HOUSING SERVICES, INC./ED/TA | 18B | LMA | $11,505.56 |
| 2015 | 11 | 7876 | 5939831 | BELAIR-EDISON HOUSING SERVICES, INC./ED/TA | 18B | LMA | $5,349.10 |
| 2015 | 230 | 7987 | 5888226 | PIGTOWN MAIN STREET, INC./ED/TA | 18B | LMA | $6,103.07 |
| 2015 | 230 | 7987 | 5907312 | PIGTOWN MAIN STREET, INC./ED/TA | 18B | LMA | $4,109.57 |
| 2015 | 230 | 7987 | 5916758 | PIGTOWN MAIN STREET, INC./ED/TA | 18B | LMA | $1,748.29 |
| 2015 | 230 | 7987 | 5926940 | PIGTOWN MAIN STREET, INC./ED/TA | 18B | LMA | $1,703.61 |
| 2015 | 230 | 7987 | 5939831 | PIGTOWN MAIN STREET, INC./ED/TA | 18B | LMA | $1,703.61 |
| | | | | | **18B** | **Matrix Code** | **$35,205.01** |
| 2014 | 102 | 7787 | 5888426 | LATINO ECONOMIC DEVELOPMENT CORPORATION | 18C | LMC | $24,475.54 |
| 2014 | 102 | 7787 | 5939831 | LATINO ECONOMIC DEVELOPMENT CORPORATION | 18C | LMC | $10,127.30 |
| | | | | | **18C** | **Matrix Code** | **$34,602.84** |
| 2014 | 146 | 7831 | 5864391 | UPTON PLANNING COMMITTEE/CAPACITY BUILDING | 19C | LMA | $2,965.88 |
| | | | | | **19C** | **Matrix Code** | **$2,965.88** |
| **Total** | | | | | | | **$12,044,489.43** |

**LINE 27 DETAIL: ACTIVITIES INCLUDED IN THE COMPUTATION OF LINE 27**

| Plan Year | IDIS Project | IDIS Activity | Voucher Number | Activity Name | Matrix Code | National Objective | Drawn Amount |
|---|---|---|---|---|---|---|---|
| 2014 | 117 | 7801 | 5861698 | NEWBORN HOLISTIC/OPERATING COSTS OF HOMELESS/AIDS | 03T | LMC | $23,711.23 |
| 2014 | 147 | 7832 | 5830119 | YWCA OF BALTIMORE | 03T | LMC | $24,831.00 |
| 2014 | 147 | 7832 | 5864391 | YWCA OF BALTIMORE | 03T | LMC | $22,633.00 |
| 2014 | 147 | 7832 | 5872314 | YWCA OF BALTIMORE | 03T | LMC | $4,429.00 |
| 2014 | 149 | 7834 | 5864391 | WOMEN'S HOUSING COALITION | 03T | LMC | $24,121.00 |
| 2015 | 104 | 7974 | 5880685 | NEWBORN HOLISTIC/OP. COSTS OF HOMELESS PROGRAMS | 03T | LMC | $13,271.91 |
| 2015 | 104 | 7974 | 5926940 | NEWBORN HOLISTIC/OP. COSTS OF HOMELESS PROGRAMS | 03T | LMC | $12,508.26 |
| | | | | | **03T** | **Matrix Code** | **$125,505.40** |
| 2012 | 82 | 7303 | 5830119 | HCD - DAWSON SAFE HAVEN CENTER | 05 | LMA | $806.56 |

| | | | | | | | |
|---|---|---|---|---|---|---|---|
| 2014 | 24 | 7679 | 5861698 | CASA OF MARYLAND/PUBLIC SERVICES | 05 | LMC | $67,708.19 |
| 2014 | 47 | 7709 | 5842563 | COLDSTREAM-HOMESTEAD-MONTEBELLO/PUBLIC SERVICES | 05 | LMA | $1,697.36 |
| 2014 | 49 | 7717 | 5830055 | COMMUNITY ACTION CENTERS | 05 | LMC | $10,793.49 |
| 2014 | 49 | 7717 | 5830119 | COMMUNITY ACTION CENTERS | 05 | LMC | $65,880.20 |
| 2014 | 49 | 7717 | 5845712 | COMMUNITY ACTION CENTERS | 05 | LMC | $81,252.06 |
| 2014 | 49 | 7717 | 5864434 | COMMUNITY ACTION CENTERS | 05 | LMC | $4,712.00 |
| 2014 | 53 | 7737 | 5842563 | COMMUNITY MEDIATION PROGRAM | 05 | LMC | $10,770.59 |
| 2014 | 55 | 7739 | 5830119 | COPPIN HEIGHTS COMMUNITY DEVELOPMENT CORPORATION | 05 | LMC | $3,326.72 |
| 2014 | 55 | 7739 | 5842563 | COPPIN HEIGHTS COMMUNITY DEVELOPMENT CORPORATION | 05 | LMC | $3,351.71 |
| 2014 | 55 | 7739 | 5861698 | COPPIN HEIGHTS COMMUNITY DEVELOPMENT CORPORATION | 05 | LMC | $3,326.72 |
| 2014 | 55 | 7739 | 5864391 | COPPIN HEIGHTS COMMUNITY DEVELOPMENT CORPORATION | 05 | LMC | $3,326.72 |
| 2014 | 55 | 7739 | 5871497 | COPPIN HEIGHTS COMMUNITY DEVELOPMENT CORPORATION | 05 | LMC | $3,348.97 |
| 2014 | 57 | 7741 | 5830238 | CREATIVE ALLIANCE/PUBLIC SERVICES | 05 | LMC | $5,456.67 |
| 2014 | 57 | 7741 | 5861698 | CREATIVE ALLIANCE/PUBLIC SERVICES | 05 | LMC | $4,780.33 |
| 2014 | 57 | 7741 | 5880685 | CREATIVE ALLIANCE/PUBLIC SERVICES | 05 | LMC | $7,393.80 |
| 2014 | 73 | 7758 | 5842563 | FAMILY TREE | 05 | LMC | $7,130.45 |
| 2014 | 73 | 7758 | 5871497 | FAMILY TREE | 05 | LMC | $6,061.73 |
| 2014 | 73 | 7758 | 5900530 | FAMILY TREE | 05 | LMC | $7,115.53 |
| 2014 | 92 | 7777 | 5830119 | HISTORIC EAST BALTIMORE COMMUNITY COALITION/PUBLIC SERVICES | 05 | LMC | $11,214.50 |
| 2014 | 92 | 7777 | 5871497 | HISTORIC EAST BALTIMORE COMMUNITY COALITION/PUBLIC SERVICES | 05 | LMC | $5,607.25 |
| 2014 | 101 | 7786 | 5842563 | JULIE COMMUNITY CENTER/PUBLIC SERVICES | 05 | LMC | $4,000.00 |
| 2014 | 115 | 7800 | 5861698 | NEWBORN HOLISTIC/PUBLIC SERVICES | 05 | LMC | $6,253.53 |
| 2014 | 118 | 7802 | 5871497 | PARK HEIGHTS RENAISSANCE/PUBLIC SERVICES | 05 | LMC | $5,696.99 |
| 2014 | 153 | 7862 | 5842563 | ROBERTA'S HOUSE | 05 | LMC | $42,889.64 |
| 2014 | 153 | 7862 | 5864391 | ROBERTA'S HOUSE | 05 | LMC | $673.11 |
| 2015 | 15 | 7889 | 5916758 | CASA OF MARYLAND/GENERAL PUBLIC SERVICES | 05 | LMC | $28,882.74 |
| 2015 | 35 | 7899 | 5880685 | COLDSTREAM-HOMESTEAD-MONTEBELLO/PUBLIC SERVICES (GENERAL) | 05 | LMA | $2,728.83 |
| 2015 | 35 | 7899 | 5900530 | COLDSTREAM-HOMESTEAD-MONTEBELLO/PUBLIC SERVICES (GENERAL) | 05 | LMA | $2,935.12 |
| 2015 | 35 | 7899 | 5939831 | COLDSTREAM-HOMESTEAD-MONTEBELLO/PUBLIC SERVICES (GENERAL) | 05 | LMA | $2,560.32 |
| 2015 | 37 | 7901 | 5861698 | MOHS/COMMUNITY ACTION CENTERS/PUBLIC SERVICES (GENERAL) | 05 | LMC | $5,059.02 |
| 2015 | 37 | 7901 | 5861969 | MOHS/COMMUNITY ACTION CENTERS/PUBLIC SERVICES (GENERAL) | 05 | LMC | $53,420.54 |
| 2015 | 37 | 7901 | 5864391 | MOHS/COMMUNITY ACTION CENTERS/PUBLIC SERVICES (GENERAL) | 05 | LMC | $58,535.86 |
| 2015 | 37 | 7901 | 5871497 | MOHS/COMMUNITY ACTION CENTERS/PUBLIC SERVICES (GENERAL) | 05 | LMC | $61,849.46 |
| 2015 | 37 | 7901 | 5880685 | MOHS/COMMUNITY ACTION CENTERS/PUBLIC SERVICES (GENERAL) | 05 | LMC | $66,055.25 |
| 2015 | 37 | 7901 | 5880690 | MOHS/COMMUNITY ACTION CENTERS/PUBLIC SERVICES (GENERAL) | 05 | LMC | $16,535.65 |
| 2015 | 37 | 7901 | 5888226 | MOHS/COMMUNITY ACTION CENTERS/PUBLIC SERVICES (GENERAL) | 05 | LMC | $82,262.02 |
| 2015 | 37 | 7901 | 5900530 | MOHS/COMMUNITY ACTION CENTERS/PUBLIC SERVICES (GENERAL) | 05 | LMC | $19,197.38 |
| 2015 | 37 | 7901 | 5900705 | MOHS/COMMUNITY ACTION CENTERS/PUBLIC SERVICES (GENERAL) | 05 | LMC | $6.00 |
| 2015 | 37 | 7901 | 5900747 | MOHS/COMMUNITY ACTION CENTERS/PUBLIC SERVICES (GENERAL) | 05 | LMC | $50,000.00 |
| 2015 | 37 | 7901 | 5907312 | MOHS/COMMUNITY ACTION CENTERS/PUBLIC SERVICES (GENERAL) | 05 | LMC | $41,486.33 |
| 2015 | 37 | 7901 | 5907316 | MOHS/COMMUNITY ACTION CENTERS/PUBLIC SERVICES (GENERAL) | 05 | LMC | $14,510.00 |
| 2015 | 37 | 7901 | 5916758 | MOHS/COMMUNITY ACTION CENTERS/PUBLIC SERVICES (GENERAL) | 05 | LMC | $131,227.38 |
| 2015 | 37 | 7901 | 5926940 | MOHS/COMMUNITY ACTION CENTERS/PUBLIC SERVICES (GENERAL) | 05 | LMC | $48,289.54 |
| 2015 | 37 | 7901 | 5939831 | MOHS/COMMUNITY ACTION CENTERS/PUBLIC SERVICES (GENERAL) | 05 | LMC | $10,874.21 |

| | | | | | | | |
|---|---|---|---|---|---|---|---|
| 2015 | 37 | 7901 | 5940254 | MOHS/COMMUNITY ACTION CENTERS/PUBLIC SERVICES (GENERAL) | 05 | LMC | $65,396.87 |
| 2015 | 41 | 7905 | 5871497 | COMMUNITY MEDIATION PROGRAM/PUBLIC SERVICES (GENERAL) | 05 | LMC | $9,999.92 |
| 2015 | 41 | 7905 | 5880685 | COMMUNITY MEDIATION PROGRAM/PUBLIC SERVICES (GENERAL) | 05 | LMC | $3,332.91 |
| 2015 | 41 | 7905 | 5888226 | COMMUNITY MEDIATION PROGRAM/PUBLIC SERVICES (GENERAL) | 05 | LMC | $3,332.91 |
| 2015 | 41 | 7905 | 5900530 | COMMUNITY MEDIATION PROGRAM/PUBLIC SERVICES (GENERAL) | 05 | LMC | $3,332.91 |
| 2015 | 41 | 7905 | 5907312 | COMMUNITY MEDIATION PROGRAM/PUBLIC SERVICES (GENERAL) | 05 | LMC | $3,163.21 |
| 2015 | 41 | 7905 | 5916758 | COMMUNITY MEDIATION PROGRAM/PUBLIC SERVICES (GENERAL) | 05 | LMC | $2,997.79 |
| 2015 | 41 | 7905 | 5926940 | COMMUNITY MEDIATION PROGRAM/PUBLIC SERVICES (GENERAL) | 05 | LMC | $3,328.66 |
| 2015 | 41 | 7905 | 5939831 | COMMUNITY MEDIATION PROGRAM/PUBLIC SERVICES (GENERAL) | 05 | LMC | $3,328.66 |
| 2015 | 43 | 7907 | 5907736 | COPPIN HEIGHTS COMMUNITY DEVELOPMENT CORPORATION/PUBLIC SERVICES (GENERAL) | 05 | LMC | $12,111.68 |
| 2015 | 43 | 7907 | 5926940 | COPPIN HEIGHTS COMMUNITY DEVELOPMENT CORPORATION/PUBLIC SERVICES (GENERAL) | 05 | LMC | $6,846.60 |
| 2015 | 61 | 7924 | 5926940 | FAMILY TREE/PUBLIC SERVICES (GENERAL) | 05 | LMC | $7,313.66 |
| 2015 | 80 | 7951 | 5900673 | HISTORIC EAST BALTIMORE COMMUNITY ACTION COALITION/PUBLIC SERVICES (GENERAL) | 05 | LMC | $11,214.50 |
| 2015 | 80 | 7951 | 5926940 | HISTORIC EAST BALTIMORE COMMUNITY ACTION COALITION/PUBLIC SERVICES (GENERAL) | 05 | LMC | $5,607.25 |
| 2015 | 89 | 7959 | 5871497 | JULIE COMMUNITY CENTER/PUBLIC SERVICES (GENERAL) | 05 | LMC | $809.62 |
| 2015 | 89 | 7959 | 5900530 | JULIE COMMUNITY CENTER/PUBLIC SERVICES (GENERAL) | 05 | LMC | $809.62 |
| 2015 | 89 | 7959 | 5926940 | JULIE COMMUNITY CENTER/PUBLIC SERVICES (GENERAL) | 05 | LMC | $809.62 |
| 2015 | 103 | 7973 | 5880685 | NEWBORN HOLISTIC/PUBLIC SERVICES (GENERAL) | 05 | LMC | $1,767.11 |
| 2015 | 103 | 7973 | 5926940 | NEWBORN HOLISTIC/PUBLIC SERVICES (GENERAL) | 05 | LMC | $5,210.33 |
| 2015 | 136 | 8008 | 5888226 | UPTON PLANNING COMMITTEE/PUBLIC SERVICES (GENERAL) | 05 | LMA | $1,936.60 |
| 2015 | 152 | 7996 | 5900530 | ROBERTA'S HOUSE/PUBLIC SERVICES (GENERAL) | 05 | LMC | $25,310.45 |
| 2015 | 152 | 7996 | 5926940 | ROBERTA'S HOUSE/PUBLIC SERVICES (GENERAL) | 05 | LMC | $28,271.70 |
| 2015 | 188 | 7885 | 5880685 | CHESAPEAKE CENTER FOR YOUTH DEVELOPMENT/GENERAL PUBLIC SERVICES | 05 | LMA | $5,068.97 |
| 2015 | 188 | 7885 | 5888226 | CHESAPEAKE CENTER FOR YOUTH DEVELOPMENT/GENERAL PUBLIC SERVICES | 05 | LMA | $2,747.08 |
| 2015 | 188 | 7885 | 5916758 | CHESAPEAKE CENTER FOR YOUTH DEVELOPMENT/GENERAL PUBLIC SERVICES | 05 | LMA | $4,895.72 |
| 2015 | 189 | 7986 | 5888226 | PIGTOWN MAIN STREET, INC./PUBLIC SERVICES (GENERAL) | 05 | LMA | $7,582.51 |
| 2015 | 189 | 7986 | 5907312 | PIGTOWN MAIN STREET, INC./PUBLIC SERVICES (GENERAL) | 05 | LMA | $3,159.40 |
| 2015 | 189 | 7986 | 5916758 | PIGTOWN MAIN STREET, INC./PUBLIC SERVICES (GENERAL) | 05 | LMA | $1,704.93 |
| 2015 | 189 | 7986 | 5926940 | PIGTOWN MAIN STREET, INC./PUBLIC SERVICES (GENERAL) | 05 | LMA | $1,591.43 |
| 2015 | 189 | 7986 | 5939831 | PIGTOWN MAIN STREET, INC./PUBLIC SERVICES (GENERAL) | 05 | LMA | $1,585.66 |
| | | | | | **05** | **Matrix Code** | **$1,305,558.75** |
| 2014 | 1 | 7666 | 5842563 | ACTION IN MATURITY | 05A | LMC | $8,420.39 |
| 2014 | 48 | 7710 | 5830119 | COMMISSION ON AGING AND RETIREMENT EDUCATION | 05A | LMC | $112,900.30 |
| 2014 | 48 | 7710 | 5861698 | COMMISSION ON AGING AND RETIREMENT EDUCATION | 05A | LMC | $94,864.83 |
| 2015 | 24 | 7870 | 5880780 | ACTION IN MATURITY/SENIOR SERVICES | 05A | LMC | $8,981.77 |
| 2015 | 24 | 7870 | 5907312 | ACTION IN MATURITY/SENIOR SERVICES | 05A | LMC | $8,778.91 |
| 2015 | 24 | 7870 | 5916758 | ACTION IN MATURITY/SENIOR SERVICES | 05A | LMC | $7,816.36 |
| 2015 | 36 | 7900 | 5916758 | COMMISSION ON AGING AND RETIREMENT EDUCATION/SENIOR SERVICES | 05A | LMC | $213,151.38 |
| 2015 | 36 | 7900 | 5939831 | COMMISSION ON AGING AND RETIREMENT EDUCATION/SENIOR SERVICES | 05A | LMC | $62,632.69 |

| | | | | | | | |
|---|---|---|---|---|---|---|---|
| | | | | | **05A** | **Matrix Code** | **$517,546.63** |
| 2014 | 25 | 7680 | 5861698 | CASA OF MARYLAND/LEGAL SERVICES | 05C | LMC | $13,718.00 |
| 2014 | 52 | 7736 | 5842563 | COMMUNITY LAW CENTER | 05C | LMA | $20,242.49 |
| 2014 | 128 | 7813 | 5830119 | PUBLIC JUSTICE | 05C | LMC | $3,867.20 |
| 2014 | 128 | 7813 | 5842563 | PUBLIC JUSTICE | 05C | LMC | $2,699.41 |
| 2015 | 16 | 7887 | 5916758 | CASA OF MARYLAND/LEGAL | 05C | LMC | $11,092.39 |
| 2015 | 40 | 7904 | 5880685 | COMMUNITY LAW CENTER/LEGAL SERVICES | 05C | LMA | $20,971.31 |
| 2015 | 40 | 7904 | 5900530 | COMMUNITY LAW CENTER/LEGAL SERVICES | 05C | LMA | $20,098.01 |
| 2015 | 40 | 7904 | 5926940 | COMMUNITY LAW CENTER/LEGAL SERVICES | 05C | LMA | $20,250.04 |
| 2015 | 117 | 7989 | 5864429 | PUBLIC JUSTICE CENTER/LEGAL SERVICES | 05C | LMC | $5,389.61 |
| 2015 | 117 | 7989 | 5871497 | PUBLIC JUSTICE CENTER/LEGAL SERVICES | 05C | LMC | $2,672.48 |
| 2015 | 117 | 7989 | 5880685 | PUBLIC JUSTICE CENTER/LEGAL SERVICES | 05C | LMC | $4,053.37 |
| 2015 | 117 | 7989 | 5888226 | PUBLIC JUSTICE CENTER/LEGAL SERVICES | 05C | LMC | $2,672.48 |
| 2015 | 117 | 7989 | 5900530 | PUBLIC JUSTICE CENTER/LEGAL SERVICES | 05C | LMC | $2,672.48 |
| 2015 | 117 | 7989 | 5907312 | PUBLIC JUSTICE CENTER/LEGAL SERVICES | 05C | LMC | $2,796.31 |
| 2015 | 117 | 7989 | 5916758 | PUBLIC JUSTICE CENTER/LEGAL SERVICES | 05C | LMC | $2,672.48 |
| 2015 | 117 | 7989 | 5926940 | PUBLIC JUSTICE CENTER/LEGAL SERVICES | 05C | LMC | $2,672.48 |
| 2015 | 117 | 7989 | 5939831 | PUBLIC JUSTICE CENTER/LEGAL SERVICES | 05C | LMC | $6,725.83 |
| | | | | | **05C** | **Matrix Code** | **$145,266.37** |
| 2014 | 14 | 7669 | 5861698 | BALTIMORE OFFICE OF PROMOTION & THE ARTS/YOUTH PROGRAMS | 05D | LMC | $21,320.58 |
| 2014 | 14 | 7669 | 5872314 | BALTIMORE OFFICE OF PROMOTION & THE ARTS/YOUTH PROGRAMS | 05D | LMC | $526.71 |
| 2014 | 16 | 7671 | 5830119 | BANNER NEIGHBORHOODS | 05D | LMC | $2,780.88 |
| 2014 | 16 | 7671 | 5842563 | BANNER NEIGHBORHOODS | 05D | LMC | $3,222.55 |
| 2014 | 46 | 7708 | 5842563 | COLDSTREAM-HOMESTEAD-MONTEBELLO/YOUTH SERVICES | 05D | LMC | $8,093.55 |
| 2014 | 56 | 7740 | 5830238 | CREATIVE ALLIANCE/YOUTH SERVICES | 05D | LMC | $8,620.36 |
| 2014 | 56 | 7740 | 5861698 | CREATIVE ALLIANCE/YOUTH SERVICES | 05D | LMC | $11,757.16 |
| 2014 | 56 | 7740 | 5880685 | CREATIVE ALLIANCE/YOUTH SERVICES | 05D | LMC | $12,471.21 |
| 2014 | 60 | 7744 | 5871497 | DEPARTMENT OF RECREATION AND PARKS | 05D | LMC | $68,579.98 |
| 2014 | 66 | 7751 | 5830119 | DRUID HEIGHTS CDC/YOUTH SERVICES | 05D | LMC | $1,152.00 |
| 2014 | 66 | 7751 | 5861698 | DRUID HEIGHTS CDC/YOUTH SERVICES | 05D | LMC | $6,364.40 |
| 2014 | 66 | 7751 | 5864391 | DRUID HEIGHTS CDC/YOUTH SERVICES | 05D | LMC | $5,210.10 |
| 2014 | 83 | 7768 | 5830238 | HCD - DAWSON SAFE HAVEN CENTER | 05D | LMC | $27,031.17 |
| 2014 | 83 | 7768 | 5845712 | HCD - DAWSON SAFE HAVEN CENTER | 05D | LMC | $39,839.74 |
| 2014 | 98 | 7783 | 5842563 | JULIE COMMUNITY CENTER/YOUTH SERVICES | 05D | LMC | $1,250.00 |
| 2014 | 105 | 7790 | 5830238 | LIVING CLASSROOMS/YOUTH SERVICES | 05D | LMC | $36,494.57 |
| 2014 | 105 | 7790 | 5871497 | LIVING CLASSROOMS/YOUTH SERVICES | 05D | LMC | $34,376.27 |
| 2014 | 143 | 7828 | 5864391 | THE VILLAGE LEARNING PLACE | 05D | LMC | $19,951.54 |
| 2015 | 5 | 7874 | 5871497 | BALTIMORE OFFICE OF PROMOTION & THE ARTS/YOUTH SERVICES | 05D | LMC | $16,386.91 |
| 2015 | 5 | 7874 | 5900530 | BALTIMORE OFFICE OF PROMOTION & THE ARTS/YOUTH SERVICES | 05D | LMC | $12,732.36 |
| 2015 | 5 | 7874 | 5939831 | BALTIMORE OFFICE OF PROMOTION & THE ARTS/YOUTH SERVICES | 05D | LMC | $6,838.46 |
| 2015 | 7 | 7875 | 5871497 | BANNER NEIGHBORHOODS/YOUTH SERVICES | 05D | LMC | $15,388.00 |
| 2015 | 7 | 7875 | 5900530 | BANNER NEIGHBORHOODS/YOUTH SERVICES | 05D | LMC | $14,792.85 |
| 2015 | 7 | 7875 | 5907312 | BANNER NEIGHBORHOODS/YOUTH SERVICES | 05D | LMC | $4,122.21 |
| 2015 | 7 | 7875 | 5916758 | BANNER NEIGHBORHOODS/YOUTH SERVICES | 05D | LMC | $4,122.21 |
| 2015 | 7 | 7875 | 5926940 | BANNER NEIGHBORHOODS/YOUTH SERVICES | 05D | LMC | $4,122.21 |
| 2015 | 7 | 7875 | 5939831 | BANNER NEIGHBORHOODS/YOUTH SERVICES | 05D | LMC | $4,122.21 |
| 2015 | 34 | 7898 | 5880685 | COLDSTREAM-HOMESTEAD-MONTEBELLO/YOUTH | 05D | LMC | $4,173.51 |
| 2015 | 34 | 7898 | 5900530 | COLDSTREAM-HOMESTEAD-MONTEBELLO/YOUTH | 05D | LMC | $4,489.00 |
| 2015 | 34 | 7898 | 5939831 | COLDSTREAM-HOMESTEAD-MONTEBELLO/YOUTH | 05D | LMC | $3,915.79 |
| 2015 | 48 | 7912 | 5918906 | DEPARTMENT OF RECREATION AND PARKS/YOUTH | 05D | LMC | $160,294.22 |
| 2015 | 55 | 7918 | 5871497 | DRUID HEIGHTS COMMUNITY DEVELOPMENT CORPORATION/YOUTH | 05D | LMC | $5,501.00 |

| | | | | | | | |
|---|---|---|---|---|---|---|---|
| 2015 | 55 | 7918 | 5880685 | DRUID HEIGHTS COMMUNITY DEVELOPMENT CORPORATION/YOUTH | 05D | LMC | $7,466.40 |
| 2015 | 55 | 7918 | 5888226 | DRUID HEIGHTS COMMUNITY DEVELOPMENT CORPORATION/YOUTH | 05D | LMC | $2,541.00 |
| 2015 | 55 | 7918 | 5900530 | DRUID HEIGHTS COMMUNITY DEVELOPMENT CORPORATION/YOUTH | 05D | LMC | $2,841.50 |
| 2015 | 55 | 7918 | 5916758 | DRUID HEIGHTS COMMUNITY DEVELOPMENT CORPORATION/YOUTH | 05D | LMC | $1,841.20 |
| 2015 | 55 | 7918 | 5926940 | DRUID HEIGHTS COMMUNITY DEVELOPMENT CORPORATION/YOUTH | 05D | LMC | $1,005.20 |
| 2015 | 55 | 7918 | 5939831 | DRUID HEIGHTS COMMUNITY DEVELOPMENT CORPORATION/YOUTH | 05D | LMC | $2,771.29 |
| 2015 | 71 | 7942 | 5861698 | HCD-DAWSON SAFE HAVEN CENTER/YOUTH | 05D | LMC | $31,959.62 |
| 2015 | 71 | 7942 | 5864391 | HCD-DAWSON SAFE HAVEN CENTER/YOUTH | 05D | LMC | $13,432.66 |
| 2015 | 71 | 7942 | 5871497 | HCD-DAWSON SAFE HAVEN CENTER/YOUTH | 05D | LMC | $19,745.35 |
| 2015 | 71 | 7942 | 5872405 | HCD-DAWSON SAFE HAVEN CENTER/YOUTH | 05D | LMC | $6,486.51 |
| 2015 | 71 | 7942 | 5880685 | HCD-DAWSON SAFE HAVEN CENTER/YOUTH | 05D | LMC | $20,511.66 |
| 2015 | 71 | 7942 | 5888226 | HCD-DAWSON SAFE HAVEN CENTER/YOUTH | 05D | LMC | $23,170.04 |
| 2015 | 71 | 7942 | 5900530 | HCD-DAWSON SAFE HAVEN CENTER/YOUTH | 05D | LMC | $29,074.62 |
| 2015 | 71 | 7942 | 5900747 | HCD-DAWSON SAFE HAVEN CENTER/YOUTH | 05D | LMC | $12,058.78 |
| 2015 | 71 | 7942 | 5907312 | HCD-DAWSON SAFE HAVEN CENTER/YOUTH | 05D | LMC | $30,090.38 |
| 2015 | 71 | 7942 | 5916758 | HCD-DAWSON SAFE HAVEN CENTER/YOUTH | 05D | LMC | $25,903.41 |
| 2015 | 71 | 7942 | 5926940 | HCD-DAWSON SAFE HAVEN CENTER/YOUTH | 05D | LMC | $24,738.37 |
| 2015 | 71 | 7942 | 5939831 | HCD-DAWSON SAFE HAVEN CENTER/YOUTH | 05D | LMC | $25,872.27 |
| 2015 | 86 | 7956 | 5871497 | JULIE COMMUNITY CENTER/YOUTH | 05D | LMC | $3,214.29 |
| 2015 | 86 | 7956 | 5900530 | JULIE COMMUNITY CENTER/YOUTH | 05D | LMC | $3,214.29 |
| 2015 | 86 | 7956 | 5926940 | JULIE COMMUNITY CENTER/YOUTH | 05D | LMC | $3,214.29 |
| 2015 | 133 | 8005 | 5900530 | THE VILLAGE LEARNING PLACE/YOUTH SERVICES | 05D | LMC | $19,777.01 |
| 2015 | 250 | 7963 | 5926976 | LIVING CLASSROOMS/POWER HOUSE PROGRAM | 05D | LMC | $39,279.86 |
| | | | | | **05D** | **Matrix Code** | **$920,253.71** |
| 2014 | 22 | 7677 | 5871497 | BON SECOURS OF MARYLAND FOUNDATION/EMPLOYMENT TRAINING | 05H | LMC | $25,344.19 |
| 2014 | 22 | 7677 | 5880685 | BON SECOURS OF MARYLAND FOUNDATION/EMPLOYMENT TRAINING | 05H | LMC | $12,240.21 |
| 2014 | 22 | 7677 | 5900530 | BON SECOURS OF MARYLAND FOUNDATION/EMPLOYMENT TRAINING | 05H | LMC | $14,886.82 |
| 2014 | 23 | 7678 | 5830119 | CAROLINE FRIESS CENTER | 05H | LMC | $10,349.31 |
| 2014 | 23 | 7678 | 5842563 | CAROLINE FRIESS CENTER | 05H | LMC | $6,908.16 |
| 2014 | 23 | 7678 | 5861698 | CAROLINE FRIESS CENTER | 05H | LMC | $6,908.16 |
| 2014 | 23 | 7678 | 5864391 | CAROLINE FRIESS CENTER | 05H | LMC | $6,908.06 |
| 2014 | 26 | 7681 | 5861698 | CASA OF MARYLAND/EMPLOYMENT TRAINING | 05H | LMC | $54,927.00 |
| 2014 | 27 | 7682 | 5861698 | CHESAPEAKE CENTER FOR YOUTH DEVELOPMENT | 05H | LMC | $16,469.71 |
| 2014 | 29 | 7684 | 5888426 | CIVIC WORKS-APPRENTICE PROGRAM/EMPLOYMENT TRAINING | 05H | LMC | $18,499.44 |
| 2014 | 39 | 7687 | 5888426 | CIVIC WORKS-COMMUNITY LOT TEAMS/EMPLOYMENT TRAINING | 05H | LMC | $3,848.36 |
| 2014 | 67 | 7752 | 5830119 | DRUID HEIGHTS CDC/EMPLOYMENT TRAINING | 05H | LMC | $1,154.20 |
| 2014 | 67 | 7752 | 5861698 | DRUID HEIGHTS CDC/EMPLOYMENT TRAINING | 05H | LMC | $5,536.30 |
| 2014 | 67 | 7752 | 5864391 | DRUID HEIGHTS CDC/EMPLOYMENT TRAINING | 05H | LMC | $5,010.20 |
| 2014 | 77 | 7762 | 5830119 | GREATER HOMEWOOD COMMUNITY CORPORATION | 05H | LMC | $23,931.79 |
| 2014 | 77 | 7762 | 5861698 | GREATER HOMEWOOD COMMUNITY CORPORATION | 05H | LMC | $13,017.69 |
| 2014 | 100 | 7785 | 5842563 | JULIE COMMUNITY CENTER/EMPLOYMENT TRAINING | 05H | LMC | $1,250.00 |
| 2014 | 103 | 7788 | 5871497 | LEARNING FOR TOMORROW | 05H | LMC | $17,771.80 |
| 2014 | 106 | 7791 | 5842563 | MARYLAND NEW DIRECTIONS | 05H | LMC | $11,757.90 |
| 2014 | 123 | 7807 | 5830238 | PARKS AND PEOPLE FOUNDATION/EMPLOYMENT TRAINING | 05H | LMC | $6,383.15 |
| 2014 | 123 | 7807 | 5888226 | PARKS AND PEOPLE FOUNDATION/EMPLOYMENT TRAINING | 05H | LMC | $26,262.44 |
| 2014 | 123 | 7807 | 5907312 | PARKS AND PEOPLE FOUNDATION/EMPLOYMENT TRAINING | 05H | LMC | $13,388.36 |
| 2014 | 135 | 7820 | 5861698 | SOUTH BALTIMORE LEARNING CENTER/EMPLOYMENT TRAINING | 05H | LMC | $13,360.42 |

| | | | | | | | |
|---|---|---|---|---|---|---|---|
| 2014 | 135 | 7820 | 5864391 | SOUTH BALTIMORE LEARNING CENTER/EMPLOYMENT TRAINING | 05H | LMC | $12,487.05 |
| 2015 | 14 | 7883 | 5900530 | CAROLINE FRIESS CENTER/EMPLOYMENT TRAINING | 05H | LMC | $38,076.95 |
| 2015 | 14 | 7883 | 5916758 | CAROLINE FRIESS CENTER/EMPLOYMENT TRAINING | 05H | LMC | $16,922.20 |
| 2015 | 14 | 7883 | 5926940 | CAROLINE FRIESS CENTER/EMPLOYMENT TRAINING | 05H | LMC | $8,461.10 |
| 2015 | 14 | 7883 | 5939831 | CAROLINE FRIESS CENTER/EMPLOYMENT TRAINING | 05H | LMC | $12,691.66 |
| 2015 | 17 | 7884 | 5880685 | CHESAPEAKE CENTER FOR YOUTH DEVELOPMENT/EMPLOYMENT TRAINING | 05H | LMC | $19,069.01 |
| 2015 | 17 | 7884 | 5888226 | CHESAPEAKE CENTER FOR YOUTH DEVELOPMENT/EMPLOYMENT TRAINING | 05H | LMC | $10,334.20 |
| 2015 | 17 | 7884 | 5916758 | CHESAPEAKE CENTER FOR YOUTH DEVELOPMENT/EMPLOYMENT TRAINING | 05H | LMC | $18,417.25 |
| 2015 | 19 | 7892 | 5926940 | CIVIC WORKS-APPRENTICE PROGRAM/EMPLOYMENT TRAINING | 05H | LMC | $9,856.74 |
| 2015 | 19 | 7892 | 5939831 | CIVIC WORKS-APPRENTICE PROGRAM/EMPLOYMENT TRAINING | 05H | LMC | $8,349.70 |
| 2015 | 30 | 7888 | 5916758 | CASA OF MARYLAND/EMPLOYMENT TRAINING | 05H | LMC | $28,163.65 |
| 2015 | 55 | 7919 | 5871497 | DRUID HEIGHTS COMMUNITY DEVELOPMENT CORPORATION/EMPLOYMENT TRAINING | 05H | LMC | $4,210.05 |
| 2015 | 55 | 7919 | 5880685 | DRUID HEIGHTS COMMUNITY DEVELOPMENT CORPORATION/EMPLOYMENT TRAINING | 05H | LMC | $5,245.80 |
| 2015 | 55 | 7919 | 5888226 | DRUID HEIGHTS COMMUNITY DEVELOPMENT CORPORATION/EMPLOYMENT TRAINING | 05H | LMC | $2,543.02 |
| 2015 | 55 | 7919 | 5900530 | DRUID HEIGHTS COMMUNITY DEVELOPMENT CORPORATION/EMPLOYMENT TRAINING | 05H | LMC | $2,654.20 |
| 2015 | 55 | 7919 | 5916758 | DRUID HEIGHTS COMMUNITY DEVELOPMENT CORPORATION/EMPLOYMENT TRAINING | 05H | LMC | $1,198.72 |
| 2015 | 55 | 7919 | 5926940 | DRUID HEIGHTS COMMUNITY DEVELOPMENT CORPORATION/EMPLOYMENT TRAINING | 05H | LMC | $1,150.20 |
| 2015 | 55 | 7919 | 5939831 | DRUID HEIGHTS COMMUNITY DEVELOPMENT CORPORATION/EMPLOYMENT TRAINING | 05H | LMC | $3,214.40 |
| 2015 | 65 | 7928 | 5916758 | STRONG CITY BALTIMORE/EMPLOYMENT TRAINING | 05H | LMC | $25,458.00 |
| 2015 | 65 | 7928 | 5926940 | STRONG CITY BALTIMORE/EMPLOYMENT TRAINING | 05H | LMC | $11,350.64 |
| 2015 | 88 | 7958 | 5871497 | JULIE COMMUNITY CENTER/EMPLOYMENT TRAINING | 05H | LMC | $2,437.05 |
| 2015 | 88 | 7958 | 5900530 | JULIE COMMUNITY CENTER/EMPLOYMENT TRAINING | 05H | LMC | $2,437.05 |
| 2015 | 88 | 7958 | 5926940 | JULIE COMMUNITY CENTER/EMPLOYMENT TRAINING | 05H | LMC | $2,437.05 |
| 2015 | 94 | 7964 | 5880685 | MARYLAND NEW DIRECTIONS/EMPLOYMENT TRAINING | 05H | LMC | $16,704.91 |
| 2015 | 94 | 7964 | 5900530 | MARYLAND NEW DIRECTIONS/EMPLOYMENT TRAINING | 05H | LMC | $16,449.91 |
| 2015 | 94 | 7964 | 5926940 | MARYLAND NEW DIRECTIONS/EMPLOYMENT TRAINING | 05H | LMC | $16,366.01 |
| 2015 | 94 | 7964 | 5939831 | MARYLAND NEW DIRECTIONS/EMPLOYMENT TRAINING | 05H | LMC | $5,417.57 |
| 2015 | 111 | 7981 | 5916758 | PARKS AND PEOPLE FOUNDATION/EMPLOYMENT TRAINING | 05H | LMC | $6,372.82 |
| 2015 | 124 | 7997 | 5880685 | SOUTH BALTIMORE LEARNING CENTER/EMPLOYMENT TRAINING | 05H | LMC | $15,153.35 |
| 2015 | 124 | 7997 | 5917480 | SOUTH BALTIMORE LEARNING CENTER/EMPLOYMENT TRAINING | 05H | LMC | $16,058.92 |
| 2015 | 124 | 7997 | 5939831 | SOUTH BALTIMORE LEARNING CENTER/EMPLOYMENT TRAINING | 05H | LMC | $13,648.74 |
| | | | | | **05H** | **Matrix Code** | **$669,451.59** |
| 2014 | 45 | 7703 | 5842563 | COLDSTREAM-HOMESTEAD-MONTBELLO/CRIME AWARENESS | 05I | LMA | $1,586.27 |
| 2014 | 79 | 7764 | 5830119 | HARBEL COMMUNITY ORGANIZATION/CRIME AWARENESS | 05I | LMA | $14,563.25 |
| 2014 | 79 | 7764 | 5880685 | HARBEL COMMUNITY ORGANIZATION/CRIME AWARENESS | 05I | LMA | $8,927.52 |
| 2014 | 79 | 7764 | 5880878 | HARBEL COMMUNITY ORGANIZATION/CRIME AWARENESS | 05I | LMA | $1,057.00 |
| 2015 | 33 | 7897 | 5880685 | COLDSTREAM-HOMESTEAD-MONTEBELLO/CRIME PREVENTION | 05I | LMA | $2,086.75 |
| 2015 | 33 | 7897 | 5900530 | COLDSTREAM-HOMESTEAD-MONTEBELLO/CRIME PREVENTION | 05I | LMA | $2,244.50 |
| 2015 | 33 | 7897 | 5939831 | COLDSTREAM-HOMESTEAD-MONTEBELLO/CRIME PREVENTION | 05I | LMA | $1,957.89 |

| | | | | | | | |
|---|---|---|---|---|---|---|---|
| 2015 | 67 | 7938 | 5900673 | HARBEL COMMUNITY ORGANIZATION/CRIME PREVENTION | 05I | LMA | $12,305.00 |
| 2015 | 67 | 7938 | 5926940 | HARBEL COMMUNITY ORGANIZATION/CRIME PREVENTION | 05I | LMA | $12,342.00 |
| | | | | | **05I** | **Matrix Code** | **$57,070.18** |
| 2014 | 107 | 7792 | 5830119 | MAYOR'S OFFICE OF HUMAN SERVICES/CHILD CARE CENTER | 05L | LMC | $85,663.25 |
| 2014 | 107 | 7792 | 5842563 | MAYOR'S OFFICE OF HUMAN SERVICES/CHILD CARE CENTER | 05L | LMC | $23,895.76 |
| 2014 | 107 | 7792 | 5864391 | MAYOR'S OFFICE OF HUMAN SERVICES/CHILD CARE CENTER | 05L | LMC | $26,019.54 |
| 2014 | 107 | 7792 | 5871497 | MAYOR'S OFFICE OF HUMAN SERVICES/CHILD CARE CENTER | 05L | LMC | $422.11 |
| 2014 | 107 | 7792 | 5880685 | MAYOR'S OFFICE OF HUMAN SERVICES/CHILD CARE CENTER | 05L | LMC | $15,238.62 |
| 2014 | 107 | 7792 | 5900530 | MAYOR'S OFFICE OF HUMAN SERVICES/CHILD CARE CENTER | 05L | LMC | $1,695.80 |
| 2014 | 107 | 7792 | 5907312 | MAYOR'S OFFICE OF HUMAN SERVICES/CHILD CARE CENTER | 05L | LMC | $1,830.60 |
| 2014 | 107 | 7792 | 5917480 | MAYOR'S OFFICE OF HUMAN SERVICES/CHILD CARE CENTER | 05L | LMC | $1,144.63 |
| 2014 | 107 | 7792 | 5926976 | MAYOR'S OFFICE OF HUMAN SERVICES/CHILD CARE CENTER | 05L | LMC | $2,285.43 |
| 2015 | 95 | 7965 | 5861840 | MAYOR'S OFFICE OF HUMAN SERVICES/CHILD CARE CENTERS | 05L | LMC | $88,866.42 |
| 2015 | 112 | 7982 | 5880685 | PARKS AND PEOPLE FOUNDATION/CHILD CARE SERVICES | 05L | LMC | $22,000.00 |
| | | | | | **05L** | **Matrix Code** | **$269,062.16** |
| 2014 | 99 | 7784 | 5842563 | JULIE COMMUNITY CENTER/HEALTH SERVICES | 05M | LMC | $3,750.00 |
| 2015 | 87 | 7957 | 5871497 | JULIE COMMUNITY CENTER/HEALTH SERVICES | 05M | LMC | $3,789.04 |
| 2015 | 87 | 7957 | 5926940 | JULIE COMMUNITY CENTER/HEALTH SERVICES | 05M | LMC | $3,789.04 |
| | | | | | **05M** | **Matrix Code** | **$11,328.08** |
| 2014 | 96 | 7781 | 5842563 | INNOVATIVE HOUSING INSTITUTE | 05Q | LMC | $7,800.00 |
| 2014 | 96 | 7781 | 5872314 | INNOVATIVE HOUSING INSTITUTE | 05Q | LMC | $589.95 |
| 2015 | 84 | 7954 | 5880780 | INNOVATIVE HOUSING INSTITUTE/SUBSISTENCE PAYMENTS | 05Q | LMC | $5,710.00 |
| 2015 | 84 | 7954 | 5907312 | INNOVATIVE HOUSING INSTITUTE/SUBSISTENCE PAYMENTS | 05Q | LMC | $4,358.00 |
| 2015 | 84 | 7954 | 5926940 | INNOVATIVE HOUSING INSTITUTE/SUBSISTENCE PAYMENTS | 05Q | LMC | $3,260.00 |
| | | | | | **05Q** | **Matrix Code** | **$21,717.95** |
| 2014 | 19 | 7674 | 5864391 | BELAIR-EDISON HOUSING SERVICES, INC./HOUSING COUNSELING | 05U | LMC | $15,940.36 |
| 2014 | 54 | 7738 | 5842563 | COMPREHENSIVE HOUSING ASSISTANCE | 05U | LMC | $10,751.00 |
| 2014 | 54 | 7738 | 5861698 | COMPREHENSIVE HOUSING ASSISTANCE | 05U | LMC | $11,262.75 |
| 2014 | 64 | 7748 | 5830119 | DRUID HEIGHTS CDC/HOUSING COUNSELING | 05U | LMC | $5,761.87 |
| 2014 | 64 | 7748 | 5861698 | DRUID HEIGHTS CDC/HOUSING COUNSELING | 05U | LMC | $4,307.21 |
| 2014 | 64 | 7748 | 5864391 | DRUID HEIGHTS CDC/HOUSING COUNSELING | 05U | LMC | $830.67 |
| 2014 | 75 | 7760 | 5830119 | GARWYN OAKS UNITED NEIGHBORS/HOUSING COUNSELING | 05U | LMC | $7,536.84 |
| 2014 | 75 | 7760 | 5842563 | GARWYN OAKS UNITED NEIGHBORS/HOUSING COUNSELING | 05U | LMC | $6,600.39 |
| 2014 | 75 | 7760 | 5871497 | GARWYN OAKS UNITED NEIGHBORS/HOUSING COUNSELING | 05U | LMC | $4,709.78 |
| 2014 | 80 | 7765 | 5830119 | HARBEL COMMUNITY ORGANIZATION/HOUSING COUNSELING | 05U | LMC | $6,330.03 |
| 2014 | 80 | 7765 | 5880685 | HARBEL COMMUNITY ORGANIZATION/HOUSING COUNSELING | 05U | LMC | $6,225.06 |
| 2014 | 111 | 7796 | 5842563 | NEIGHBORHOOD HOUSING SERVICES/HOUSING COUNSELING | 05U | LMC | $18,397.42 |
| 2014 | 111 | 7796 | 5871497 | NEIGHBORHOOD HOUSING SERVICES/HOUSING COUNSELING | 05U | LMC | $25,041.31 |
| 2014 | 138 | 7823 | 5830119 | SECDC./HOUSING COUNSELING | 05U | LMC | $20,406.36 |
| 2014 | 138 | 7823 | 5842563 | SECDC./HOUSING COUNSELING | 05U | LMC | $19,292.87 |
| 2014 | 138 | 7823 | 5864391 | SECDC./HOUSING COUNSELING | 05U | LMC | $7,982.54 |
| 2014 | 139 | 7824 | 5830119 | ST. AMBROSE - HOMESHARING PROGRAM | 05U | LMC | $3,998.61 |
| 2014 | 139 | 7824 | 5842563 | ST. AMBROSE - HOMESHARING PROGRAM | 05U | LMC | $6,380.23 |
| 2014 | 140 | 7825 | 5830119 | ST. AMBROSE HOUSING AID CENTER/HOUSING COUNSELING | 05U | LMC | $16,300.00 |

| | | | | | | | |
|---|---|---|---|---|---|---|---|
| 2014 | 141 | 7826 | 5830238 | ST. AMBROSE HOUSING AID CENTER | 05U | LMC | $12,255.25 |
| 2014 | 141 | 7826 | 5845706 | ST. AMBROSE HOUSING AID CENTER | 05U | LMC | $33,546.78 |
| 2014 | 142 | 7827 | 5830119 | THE DEVELOPMENT COPRORATION | 05U | LMC | $7,995.31 |
| 2014 | 142 | 7827 | 5871497 | THE DEVELOPMENT COPRORATION | 05U | LMC | $9,414.45 |
| 2014 | 148 | 7833 | 5871497 | PARK HEIGHTS RENAISSANCE/HOUSING COUNSELING | 05U | LMC | $14,871.54 |
| 2015 | 10 | 7880 | 5916758 | BELAIR-EDISON HOUSING SERVICE, INC./COUNSELING | 05U | LMC | $27,233.33 |
| 2015 | 10 | 7880 | 5939831 | BELAIR-EDISON HOUSING SERVICE, INC./COUNSELING | 05U | LMC | $12,006.68 |
| 2015 | 42 | 7906 | 5888226 | COMPREHENSIVE HOUSING ASSISTANCE/HOUSING COUNSELING | 05U | LMC | $11,979.33 |
| 2015 | 42 | 7906 | 5917480 | COMPREHENSIVE HOUSING ASSISTANCE/HOUSING COUNSELING | 05U | LMC | $11,467.27 |
| 2015 | 52 | 7916 | 5871497 | DRUID HEIGHTS COMMUNITY DEVELOPMENT CORPORATION/HOUSING COUNSELING | 05U | LMC | $6,952.02 |
| 2015 | 52 | 7916 | 5880685 | DRUID HEIGHTS COMMUNITY DEVELOPMENT CORPORATION/HOUSING COUNSELING | 05U | LMC | $14,737.64 |
| 2015 | 52 | 7916 | 5888226 | DRUID HEIGHTS COMMUNITY DEVELOPMENT CORPORATION/HOUSING COUNSELING | 05U | LMC | $6,795.17 |
| 2015 | 52 | 7916 | 5900530 | DRUID HEIGHTS COMMUNITY DEVELOPMENT CORPORATION/HOUSING COUNSELING | 05U | LMC | $6,614.61 |
| 2015 | 52 | 7916 | 5916758 | DRUID HEIGHTS COMMUNITY DEVELOPMENT CORPORATION/HOUSING COUNSELING | 05U | LMC | $7,845.20 |
| 2015 | 52 | 7916 | 5926940 | DRUID HEIGHTS COMMUNITY DEVELOPMENT CORPORATION/HOUSING COUNSELING | 05U | LMC | $8,973.98 |
| 2015 | 52 | 7916 | 5939831 | DRUID HEIGHTS COMMUNITY DEVELOPMENT CORPORATION/HOUSING COUNSELING | 05U | LMC | $14,515.40 |
| 2015 | 63 | 7926 | 5880685 | GARWYN OAKS UNITED NEIGHBORS/HOUSING COUNSELING | 05U | LMC | $8,512.72 |
| 2015 | 63 | 7926 | 5900530 | GARWYN OAKS UNITED NEIGHBORS/HOUSING COUNSELING | 05U | LMC | $7,300.50 |
| 2015 | 63 | 7926 | 5907312 | GARWYN OAKS UNITED NEIGHBORS/HOUSING COUNSELING | 05U | LMC | $3,172.36 |
| 2015 | 63 | 7926 | 5917480 | GARWYN OAKS UNITED NEIGHBORS/HOUSING COUNSELING | 05U | LMC | $2,499.49 |
| 2015 | 63 | 7926 | 5926976 | GARWYN OAKS UNITED NEIGHBORS/HOUSING COUNSELING | 05U | LMC | $1,915.60 |
| 2015 | 63 | 7926 | 5939831 | GARWYN OAKS UNITED NEIGHBORS/HOUSING COUNSELING | 05U | LMC | $2,983.01 |
| 2015 | 68 | 7939 | 5900673 | HARBEL COMMUNITY ORGANIZATION/HOUSING COUNSELING | 05U | LMC | $6,281.00 |
| 2015 | 68 | 7939 | 5926940 | HARBEL COMMUNITY ORGANIZATION/HOUSING COUNSELING | 05U | LMC | $6,397.00 |
| 2015 | 99 | 7969 | 5916758 | NEIGHBORHOOD HOUSING SERVICES/HOUSING COUNSELING | 05U | LMC | $33,165.57 |
| 2015 | 99 | 7969 | 5926940 | NEIGHBORHOOD HOUSING SERVICES/HOUSING COUNSELING | 05U | LMC | $39,919.86 |
| 2015 | 106 | 7979 | 5916758 | PARK HEIGHTS RENAISSANCE/HOUSING COUNSELING | 05U | LMC | $27,721.08 |
| 2015 | 106 | 7979 | 5926940 | PARK HEIGHTS RENAISSANCE/HOUSING COUNSELING | 05U | LMC | $13,976.64 |
| 2015 | 128 | 8000 | 5907312 | SOUTHEAST COMMUNITY DEVELOPMENT/HOUSING COUNSELING | 05U | LMC | $31,228.73 |
| 2015 | 128 | 8000 | 5916758 | SOUTHEAST COMMUNITY DEVELOPMENT/HOUSING COUNSELING | 05U | LMC | $26,169.22 |
| 2015 | 128 | 8000 | 5940166 | SOUTHEAST COMMUNITY DEVELOPMENT/HOUSING COUNSELING | 05U | LMC | $17,361.48 |
| 2015 | 129 | 8001 | 5880685 | ST. AMBROSE - HOMESHARING PROGRAM/HOMESHARING | 05U | LMC | $16,656.00 |
| 2015 | 129 | 8001 | 5900530 | ST. AMBROSE - HOMESHARING PROGRAM/HOMESHARING | 05U | LMC | $7,019.00 |
| 2015 | 129 | 8001 | 5907312 | ST. AMBROSE - HOMESHARING PROGRAM/HOMESHARING | 05U | LMC | $6,429.00 |
| 2015 | 129 | 8001 | 5916758 | ST. AMBROSE - HOMESHARING PROGRAM/HOMESHARING | 05U | LMC | $19,336.00 |
| 2015 | 130 | 8002 | 5880685 | ST. AMBROSE HOUSING AID CENTER/HOUSING COUNSELING | 05U | LMC | $99,441.00 |
| 2015 | 130 | 8002 | 5900530 | ST. AMBROSE HOUSING AID CENTER/HOUSING COUNSELING | 05U | LMC | $24,420.00 |
| 2015 | 130 | 8002 | 5916758 | ST. AMBROSE HOUSING AID CENTER/HOUSING COUNSELING | 05U | LMC | $12,589.00 |
| 2015 | 131 | 8003 | 5900673 | ST. AMBROSE HOUSING AID CENTER/DEFAULT COUNSELING | 05U | LMC | $15,167.00 |
| 2015 | 131 | 8003 | 5907312 | ST. AMBROSE HOUSING AID CENTER/DEFAULT COUNSELING | 05U | LMC | $30,732.00 |

| | | | | | | | |
|---|---|---|---|---|---|---|---|
| 2015 | 131 | 8003 | 5917480 | ST. AMBROSE HOUSING AID CENTER/DEFAULT COUNSELING | 05U | LMC | $21,785.00 |
| 2015 | 131 | 8003 | 5940166 | ST. AMBROSE HOUSING AID CENTER/DEFAULT COUNSELING | 05U | LMC | $24,548.00 |
| 2015 | 132 | 8004 | 5926940 | THE DEVELOPMENT CORPORATION/HOUSING COUNSELING | 05U | LMC | $17,101.88 |
| | | | | | **05U** | **Matrix Code** | **$929,087.40** |
| **Total** | | | | | | | **$4,971,848.22** |

**LINE 37 DETAIL: ACTIVITIES INCLUDED IN THE COMPUTATION OF LINE 37**

| Plan Year | IDIS Project | IDIS Activity | Voucher Number | Activity Name | Matrix Code | National Objective | Drawn Amount |
|---|---|---|---|---|---|---|---|
| 2002 | 329 | 7864 | 5842563 | TRF POLICY GROUP | 20 | | $6,175.00 |
| 2013 | 96 | 7594 | 5861698 | MORGAN STATE/INSTITUTE FOR URBAN RESEARCH | 20 | | $19,790.87 |
| 2014 | 12 | 7667 | 5880685 | BALTIMORE GREENSPACE | 20 | | $6,685.55 |
| 2014 | 12 | 7667 | 5888226 | BALTIMORE GREENSPACE | 20 | | $5,839.73 |
| 2014 | 90 | 7775 | 5830238 | HCD - RESEARCH AND STRATEGIC PLANNING | 20 | | $22,235.17 |
| 2014 | 90 | 7775 | 5842563 | HCD - RESEARCH AND STRATEGIC PLANNING | 20 | | $19,380.54 |
| 2014 | 90 | 7775 | 5845712 | HCD - RESEARCH AND STRATEGIC PLANNING | 20 | | $957.05 |
| 2014 | 90 | 7775 | 5864434 | HCD - RESEARCH AND STRATEGIC PLANNING | 20 | | $17,006.95 |
| 2014 | 90 | 7775 | 5880685 | HCD - RESEARCH AND STRATEGIC PLANNING | 20 | | $29,278.14 |
| 2014 | 90 | 7775 | 5880690 | HCD - RESEARCH AND STRATEGIC PLANNING | 20 | | $2,000.00 |
| 2014 | 90 | 7775 | 5888207 | HCD - RESEARCH AND STRATEGIC PLANNING | 20 | | $4,032.00 |
| 2014 | 90 | 7775 | 5888226 | HCD - RESEARCH AND STRATEGIC PLANNING | 20 | | $18,017.42 |
| 2014 | 90 | 7775 | 5900530 | HCD - RESEARCH AND STRATEGIC PLANNING | 20 | | $19,088.03 |
| 2014 | 90 | 7775 | 5907312 | HCD - RESEARCH AND STRATEGIC PLANNING | 20 | | $20,666.95 |
| 2014 | 90 | 7775 | 5916758 | HCD - RESEARCH AND STRATEGIC PLANNING | 20 | | $21,632.65 |
| 2014 | 109 | 7794 | 5830119 | NEIGHBORHOOD DESIGN CENTER | 20 | | $14,042.55 |
| 2014 | 109 | 7794 | 5861698 | NEIGHBORHOOD DESIGN CENTER | 20 | | $7,096.72 |
| 2015 | 25 | 7871 | 5940537 | BALTIMORE GREENSPACE/PLANNING | 20 | | $12,523.94 |
| 2015 | 78 | 7949 | 5861698 | RESEARCH AND STRATEGIC PLANNING/PLANNING | 20 | | $20,218.00 |
| 2015 | 78 | 7949 | 5864391 | RESEARCH AND STRATEGIC PLANNING/PLANNING | 20 | | $20,412.16 |
| 2015 | 78 | 7949 | 5871497 | RESEARCH AND STRATEGIC PLANNING/PLANNING | 20 | | $19,747.68 |
| 2015 | 78 | 7949 | 5880780 | RESEARCH AND STRATEGIC PLANNING/PLANNING | 20 | | $23,993.91 |
| 2015 | 78 | 7949 | 5926940 | RESEARCH AND STRATEGIC PLANNING/PLANNING | 20 | | $20,685.85 |
| 2015 | 97 | 7967 | 5916758 | NEIGHBORHOOD DESIGN CENTER/PLANNING | 20 | | $48,421.01 |
| | | | | | **20** | **Matrix Code** | **$399,927.87** |
| 2014 | 17 | 7672 | 5864391 | BELAIR-EDISON HOUSING SERVICES, INC/PLNG./ADMIN. | 21A | | $2,775.34 |
| 2014 | 28 | 7683 | 5888426 | CIVIC WORKS-APPRENTICE PROGRAM/PROGRAM ADMIN. | 21A | | $5,486.37 |
| 2014 | 43 | 7700 | 5842563 | COLDSTREAM-HOMESTEAD-MONTEBELLO/PROGRAM ADMIN. | 21A | | $4,984.43 |
| 2014 | 62 | 7746 | 5830119 | DRUID HEIGHTS CDC/PROGRAM ADMIN. | 21A | | $1,540.20 |
| 2014 | 62 | 7746 | 5861698 | DRUID HEIGHTS CDC/PROGRAM ADMIN. | 21A | | $2,064.02 |
| 2014 | 62 | 7746 | 5864391 | DRUID HEIGHTS CDC/PROGRAM ADMIN. | 21A | | $4,454.31 |
| 2014 | 76 | 7761 | 5830119 | GARWYN OAKS UNIT NEIGHBORS/PROGRAM ADMIN. | 21A | | $3,339.05 |
| 2014 | 76 | 7761 | 5842563 | GARWYN OAKS UNIT NEIGHBORS/PROGRAM ADMIN. | 21A | | $1,858.53 |
| 2014 | 76 | 7761 | 5871497 | GARWYN OAKS UNIT NEIGHBORS/PROGRAM ADMIN. | 21A | | $835.71 |
| 2014 | 82 | 7767 | 5830119 | HCD - COMMUNITY SUPPORT PROJECTS | 21A | | $139,185.51 |
| 2014 | 82 | 7767 | 5842563 | HCD - COMMUNITY SUPPORT PROJECTS | 21A | | $97,070.64 |
| 2014 | 82 | 7767 | 5880685 | HCD - COMMUNITY SUPPORT PROJECTS | 21A | | $337.29 |

| | | | | | | |
|---|---|---|---|---|---|---|
| 2014 | 82 | 7767 | 5888226 | HCD - COMMUNITY SUPPORT PROJECTS | 21A | $337.78 |
| 2014 | 82 | 7767 | 5939831 | HCD - COMMUNITY SUPPORT PROJECTS | 21A | $332.90 |
| 2014 | 91 | 7776 | 5830119 | HCD - SALARIES AND OTHER ADMINISTRATIVE COSTS | 21A | $6,614.14 |
| 2014 | 91 | 7776 | 5842563 | HCD - SALARIES AND OTHER ADMINISTRATIVE COSTS | 21A | $7,056.41 |
| 2014 | 91 | 7776 | 5845712 | HCD - SALARIES AND OTHER ADMINISTRATIVE COSTS | 21A | $17,893.13 |
| 2014 | 91 | 7776 | 5888226 | HCD - SALARIES AND OTHER ADMINISTRATIVE COSTS | 21A | $23,493.48 |
| 2014 | 91 | 7776 | 5907312 | HCD - SALARIES AND OTHER ADMINISTRATIVE COSTS | 21A | $17,802.28 |
| 2014 | 93 | 7778 | 5830119 | HISTORIC EAST BALTIMORE COMMUNITY COALITION/PROGRAM ADMIN. | 21A | $4,490.50 |
| 2014 | 93 | 7778 | 5871497 | HISTORIC EAST BALTIMORE COMMUNITY COALITION/PROGRAM ADMIN. | 21A | $2,245.25 |
| 2014 | 112 | 7797 | 5842563 | NEIGHBORHOOD HOUSING SERVICES/PROGRAM ADMIN. | 21A | $15,784.94 |
| 2014 | 112 | 7797 | 5871497 | NEIGHBORHOOD HOUSING SERVICES/PROGRAM ADMIN. | 21A | $983.72 |
| 2014 | 120 | 7804 | 5871497 | PARK HEIGHTS RENAISSANCE/PROGRAM ADMIN. | 21A | $13,283.71 |
| 2014 | 125 | 7809 | 5830119 | PEOPLE'S HOMESTEADING GROUP/PROGRAM ADMIN. | 21A | $3,124.31 |
| 2014 | 125 | 7809 | 5842563 | PEOPLE'S HOMESTEADING GROUP/PROGRAM ADMIN. | 21A | $2,105.73 |
| 2014 | 136 | 7821 | 5830119 | SOUTHEAST COMMUNITY DEV. CORP./PROGRAM ADMIN. | 21A | $1,517.09 |
| 2014 | 136 | 7821 | 5842563 | SOUTHEAST COMMUNITY DEV. CORP./PROGRAM ADMIN. | 21A | $627.38 |
| 2014 | 145 | 7830 | 5864391 | UPTON PLANNING COMMITTEE/PROGRAM ADMIN. | 21A | $4,448.80 |
| 2015 | 8 | 7878 | 5916758 | BELAIR-EDISON HOUSING SERVICE, INC./ADMIN. | 21A | $1,992.09 |
| 2015 | 8 | 7878 | 5917480 | BELAIR-EDISON HOUSING SERVICE, INC./ADMIN. | 21A | $2,559.86 |
| 2015 | 8 | 7878 | 5939831 | BELAIR-EDISON HOUSING SERVICE, INC./ADMIN. | 21A | $3,792.22 |
| 2015 | 18 | 7891 | 5926940 | CIVIC WORKS-APPRENTICE PROGRAM/ADMIN. | 21A | $2,217.77 |
| 2015 | 18 | 7891 | 5939831 | CIVIC WORKS-APPRENTICE PROGRAM/ADMIN. | 21A | $1,878.68 |
| 2015 | 31 | 7895 | 5880685 | COLDSTREAM-HOMESTEAD-MONTEBELLO/ADMIN | 21A | $5,618.19 |
| 2015 | 31 | 7895 | 5900530 | COLDSTREAM-HOMESTEAD-MONTEBELLO/ADMIN | 21A | $6,042.88 |
| 2015 | 31 | 7895 | 5939831 | COLDSTREAM-HOMESTEAD-MONTEBELLO/ADMIN | 21A | $5,271.26 |
| 2015 | 50 | 7914 | 5871497 | DRUID HEIGHTS COMMUNITY DEVELOPMENT CORPORATION/ADMIN. | 21A | $2,984.54 |
| 2015 | 50 | 7914 | 5880685 | DRUID HEIGHTS COMMUNITY DEVELOPMENT CORPORATION/ADMIN. | 21A | $4,151.90 |
| 2015 | 50 | 7914 | 5888226 | DRUID HEIGHTS COMMUNITY DEVELOPMENT CORPORATION/ADMIN. | 21A | $1,895.62 |
| 2015 | 50 | 7914 | 5900530 | DRUID HEIGHTS COMMUNITY DEVELOPMENT CORPORATION/ADMIN. | 21A | $2,054.50 |
| 2015 | 50 | 7914 | 5916758 | DRUID HEIGHTS COMMUNITY DEVELOPMENT CORPORATION/ADMIN. | 21A | $1,845.50 |
| 2015 | 50 | 7914 | 5926940 | DRUID HEIGHTS COMMUNITY DEVELOPMENT CORPORATION/ADMIN. | 21A | $4,510.20 |
| 2015 | 50 | 7914 | 5939831 | DRUID HEIGHTS COMMUNITY DEVELOPMENT CORPORATION/ADMIN. | 21A | $7,673.75 |
| 2015 | 64 | 7927 | 5880685 | GARWYN OAKS UNITED NEIGHBORS/ADMIN. | 21A | $3,756.17 |
| 2015 | 64 | 7927 | 5900530 | GARWYN OAKS UNITED NEIGHBORS/ADMIN. | 21A | $1,811.22 |
| 2015 | 64 | 7927 | 5907312 | GARWYN OAKS UNITED NEIGHBORS/ADMIN. | 21A | $865.18 |
| 2015 | 64 | 7927 | 5917480 | GARWYN OAKS UNITED NEIGHBORS/ADMIN. | 21A | $793.49 |
| 2015 | 64 | 7927 | 5926976 | GARWYN OAKS UNITED NEIGHBORS/ADMIN. | 21A | $884.13 |
| 2015 | 64 | 7927 | 5939831 | GARWYN OAKS UNITED NEIGHBORS/ADMIN. | 21A | $406.65 |
| 2015 | 70 | 7941 | 5861698 | HCD-COMMUNITY SUPPORT PROJECTS/PROGRAM ADMIN. | 21A | $89,466.42 |
| 2015 | 70 | 7941 | 5864391 | HCD-COMMUNITY SUPPORT PROJECTS/PROGRAM ADMIN. | 21A | $94,948.22 |
| 2015 | 70 | 7941 | 5871497 | HCD-COMMUNITY SUPPORT PROJECTS/PROGRAM ADMIN. | 21A | $89,854.94 |
| 2015 | 70 | 7941 | 5880685 | HCD-COMMUNITY SUPPORT PROJECTS/PROGRAM ADMIN. | 21A | $120,738.56 |

| | | | | | | | |
|---|---|---|---|---|---|---|---|
| 2015 | 70 | 7941 | 5888226 | HCD-COMMUNITY SUPPORT PROJECTS/PROGRAM ADMIN. | 21A | | $98,757.06 |
| 2015 | 70 | 7941 | 5900530 | HCD-COMMUNITY SUPPORT PROJECTS/PROGRAM ADMIN. | 21A | | $83,785.38 |
| 2015 | 70 | 7941 | 5907312 | HCD-COMMUNITY SUPPORT PROJECTS/PROGRAM ADMIN. | 21A | | $87,235.17 |
| 2015 | 70 | 7941 | 5916758 | HCD-COMMUNITY SUPPORT PROJECTS/PROGRAM ADMIN. | 21A | | $99,338.67 |
| 2015 | 70 | 7941 | 5926940 | HCD-COMMUNITY SUPPORT PROJECTS/PROGRAM ADMIN. | 21A | | $94,970.50 |
| 2015 | 70 | 7941 | 5939831 | HCD-COMMUNITY SUPPORT PROJECTS/PROGRAM ADMIN. | 21A | | $134,011.70 |
| 2015 | 79 | 7950 | 5861698 | HCD - SALARIES AND OTHER ADMINISTRATIVE COSTS/ADMIN. | 21A | | $16,644.07 |
| 2015 | 79 | 7950 | 5861969 | HCD - SALARIES AND OTHER ADMINISTRATIVE COSTS/ADMIN. | 21A | | $3,000.00 |
| 2015 | 79 | 7950 | 5864429 | HCD - SALARIES AND OTHER ADMINISTRATIVE COSTS/ADMIN. | 21A | | $5,245.13 |
| 2015 | 79 | 7950 | 5871497 | HCD - SALARIES AND OTHER ADMINISTRATIVE COSTS/ADMIN. | 21A | | $22,380.95 |
| 2015 | 79 | 7950 | 5900530 | HCD - SALARIES AND OTHER ADMINISTRATIVE COSTS/ADMIN. | 21A | | $14,971.99 |
| 2015 | 79 | 7950 | 5916758 | HCD - SALARIES AND OTHER ADMINISTRATIVE COSTS/ADMIN. | 21A | | $10,722.13 |
| 2015 | 79 | 7950 | 5917505 | HCD - SALARIES AND OTHER ADMINISTRATIVE COSTS/ADMIN. | 21A | | $56,380.75 |
| 2015 | 79 | 7950 | 5926976 | HCD - SALARIES AND OTHER ADMINISTRATIVE COSTS/ADMIN. | 21A | | $15,343.97 |
| 2015 | 79 | 7950 | 5939831 | HCD - SALARIES AND OTHER ADMINISTRATIVE COSTS/ADMIN. | 21A | | $24,578.59 |
| 2015 | 81 | 7952 | 5900673 | HISTORIC EAST BALTIMORE COMMUNITY ACTION COALITION/ADMIN. | 21A | | $4,490.50 |
| 2015 | 81 | 7952 | 5926940 | HISTORIC EAST BALTIMORE COMMUNITY ACTION COALITION/ADMIN. | 21A | | $2,245.25 |
| 2015 | 98 | 7968 | 5916758 | NEIGHBORHOOD HOUSING SERVICES/ADMIN. | 21A | | $4,117.96 |
| 2015 | 98 | 7968 | 5926940 | NEIGHBORHOOD HOUSING SERVICES/ADMIN. | 21A | | $3,510.26 |
| 2015 | 113 | 7983 | 5880685 | PEOPLE HOMESTEADING GROUP/ADMIN. | 21A | | $8,918.68 |
| 2015 | 113 | 7983 | 5888226 | PEOPLE HOMESTEADING GROUP/ADMIN. | 21A | | $1,967.18 |
| 2015 | 113 | 7983 | 5900530 | PEOPLE HOMESTEADING GROUP/ADMIN. | 21A | | $2,003.89 |
| 2015 | 113 | 7983 | 5916758 | PEOPLE HOMESTEADING GROUP/ADMIN. | 21A | | $4,205.86 |
| 2015 | 113 | 7983 | 5926940 | PEOPLE HOMESTEADING GROUP/ADMIN. | 21A | | $1,967.18 |
| 2015 | 113 | 7983 | 5939831 | PEOPLE HOMESTEADING GROUP/ADMIN. | 21A | | $2,950.95 |
| 2015 | 125 | 7998 | 5907312 | SOUTHEAST COMMUNITY DEVELOPMENT/ADMIN. | 21A | | $37.37 |
| 2015 | 125 | 7998 | 5916758 | SOUTHEAST COMMUNITY DEVELOPMENT/ADMIN. | 21A | | $1,358.34 |
| 2015 | 125 | 7998 | 5940166 | SOUTHEAST COMMUNITY DEVELOPMENT/ADMIN. | 21A | | $804.29 |
| 2015 | 135 | 8007 | 5888226 | UPTON PLANNING COMMITTEE/ADMIN. | 21A | | $3,873.20 |
| | | | | | **21A** | **Matrix Code** | **$1,653,903.86** |
| 2014 | 81 | 7766 | 5864429 | HCD - ADMINISTRATION | 21B | | $169.10 |
| 2015 | 69 | 7940 | 5861698 | HCD-ADMINISTRATION/INDIRECT COSTS | 21B | | $171.28 |
| 2015 | 69 | 7940 | 5871497 | HCD-ADMINISTRATION/INDIRECT COSTS | 21B | | $133.60 |
| 2015 | 69 | 7940 | 5872405 | HCD-ADMINISTRATION/INDIRECT COSTS | 21B | | $37.19 |
| 2015 | 69 | 7940 | 5880685 | HCD-ADMINISTRATION/INDIRECT COSTS | 21B | | $173.74 |
| 2015 | 69 | 7940 | 5888226 | HCD-ADMINISTRATION/INDIRECT COSTS | 21B | | $173.70 |
| 2015 | 69 | 7940 | 5900530 | HCD-ADMINISTRATION/INDIRECT COSTS | 21B | | $173.11 |
| 2015 | 69 | 7940 | 5907312 | HCD-ADMINISTRATION/INDIRECT COSTS | 21B | | $175.15 |
| 2015 | 69 | 7940 | 5911801 | HCD-ADMINISTRATION/INDIRECT COSTS | 21B | | $348,962.23 |
| | | | | | **21B** | **Matrix Code** | **$350,169.10** |
| 2014 | 18 | 7673 | 5864391 | BELAIR-EDISON HOUSING SERVICES, INC./PUBLIC INFORMATION | 21C | | $1,505.17 |
| 2014 | 44 | 7702 | 5842563 | COLDSTREAM-HOMESTEAD-MONTEBELLO/PUBLIC INFO. | 21C | | $1,441.49 |
| 2014 | 63 | 7747 | 5830119 | DRUID HEIGHTS CDC/PUBLIC INFO. | 21C | | $2,504.10 |
| 2014 | 63 | 7747 | 5861698 | DRUID HEIGHTS CDC/PUBLIC INFO. | 21C | | $7,652.08 |
| 2014 | 63 | 7747 | 5864391 | DRUID HEIGHTS CDC/PUBLIC INFO. | 21C | | $3,168.68 |
| 2014 | 74 | 7759 | 5830119 | GARWYN OAKS UNITED NEIGHBORS/PUBLIC INFO. | 21C | | $2,596.19 |
| 2014 | 74 | 7759 | 5842563 | GARWYN OAKS UNITED NEIGHBORS/PUBLIC INFO. | 21C | | $251.38 |

| | | | | | | |
|---|---|---|---|---|---|---|
| 2014 | 74 | 7759 | 5871497 | GARWYN OAKS UNITED NEIGHBORS/PUBLIC INFO. | 21C | $174.40 |
| 2014 | 94 | 7779 | 5830119 | HISTORIC EAST BALTIMORE COMMUNITY COALITION/PUBLIC INFO. | 21C | $4,725.00 |
| 2014 | 94 | 7779 | 5871497 | HISTORIC EAST BALTIMORE COMMUNITY COALITION/PUBLIC INFO. | 21C | $2,362.50 |
| 2014 | 110 | 7795 | 5842563 | NEIGHBORHOOD HOUSING SERVICES/PUBLIC INFO. | 21C | $5,389.71 |
| 2014 | 110 | 7795 | 5871497 | NEIGHBORHOOD HOUSING SERVICES/PUBLIC INFO. | 21C | $6,475.31 |
| 2014 | 121 | 7805 | 5871497 | PARK HEIGHTS RENAISSANCE/PUBLIC INFO. | 21C | $5,888.11 |
| 2014 | 126 | 7810 | 5830119 | PEOPLE'S HOMESTEADING GROUP/PUBLIC INFO. | 21C | $3,124.32 |
| 2014 | 126 | 7810 | 5842563 | PEOPLE'S HOMESTEADING GROUP/PUBLIC INFO. | 21C | $2,105.73 |
| 2014 | 137 | 7822 | 5830119 | SECDC/PUBLIC INFORMATION | 21C | $3,976.04 |
| 2014 | 144 | 7829 | 5864391 | UPTON PLANNING COMMITTEE/PUBLIC INFO. | 21C | $3,177.73 |
| 2015 | 9 | 7877 | 5916758 | BELAIR-EDISON HOUSING SERVICE,INC./PUBLIC INFO. | 21C | $2,559.86 |
| 2015 | 9 | 7877 | 5939831 | BELAIR-EDISON HOUSING SERVICE,INC./PUBLIC INFO. | 21C | $1,076.34 |
| 2015 | 32 | 7896 | 5880685 | COLDSTREAM-HOMESTEAD-MONTEBELLO/PUBLIC INFO | 21C | $1,444.68 |
| 2015 | 32 | 7896 | 5900530 | COLDSTREAM-HOMESTEAD-MONTEBELLO/PUBLIC INFO | 21C | $1,553.88 |
| 2015 | 32 | 7896 | 5939831 | COLDSTREAM-HOMESTEAD-MONTEBELLO/PUBLIC INFO | 21C | $1,355.47 |
| 2015 | 51 | 7915 | 5871497 | DRUID HEIGHTS COMMUNITY DEVELOPMENT CORPORATION/PUBLIC INFORMATION | 21C | $5,984.21 |
| 2015 | 51 | 7915 | 5880685 | DRUID HEIGHTS COMMUNITY DEVELOPMENT CORPORATION/PUBLIC INFORMATION | 21C | $9,096.74 |
| 2015 | 51 | 7915 | 5888226 | DRUID HEIGHTS COMMUNITY DEVELOPMENT CORPORATION/PUBLIC INFORMATION | 21C | $6,456.20 |
| 2015 | 51 | 7915 | 5900530 | DRUID HEIGHTS COMMUNITY DEVELOPMENT CORPORATION/PUBLIC INFORMATION | 21C | $5,413.50 |
| 2015 | 51 | 7915 | 5916758 | DRUID HEIGHTS COMMUNITY DEVELOPMENT CORPORATION/PUBLIC INFORMATION | 21C | $5,102.00 |
| 2015 | 51 | 7915 | 5926940 | DRUID HEIGHTS COMMUNITY DEVELOPMENT CORPORATION/PUBLIC INFORMATION | 21C | $8,750.20 |
| 2015 | 51 | 7915 | 5939831 | DRUID HEIGHTS COMMUNITY DEVELOPMENT CORPORATION/PUBLIC INFORMATION | 21C | $6,227.69 |
| 2015 | 62 | 7925 | 5880685 | GARWYN OAKS UNITED NEIGHBORS/PUBLIC INFO. | 21C | $1,254.88 |
| 2015 | 62 | 7925 | 5900530 | GARWYN OAKS UNITED NEIGHBORS/PUBLIC INFO. | 21C | $2,208.43 |
| 2015 | 62 | 7925 | 5907312 | GARWYN OAKS UNITED NEIGHBORS/PUBLIC INFO. | 21C | $769.05 |
| 2015 | 62 | 7925 | 5917480 | GARWYN OAKS UNITED NEIGHBORS/PUBLIC INFO. | 21C | $674.47 |
| 2015 | 62 | 7925 | 5926976 | GARWYN OAKS UNITED NEIGHBORS/PUBLIC INFO. | 21C | $884.13 |
| 2015 | 62 | 7925 | 5939831 | GARWYN OAKS UNITED NEIGHBORS/PUBLIC INFO. | 21C | $956.21 |
| 2015 | 82 | 7953 | 5900673 | HISTORIC EAST BALTIMORE COMMUNITY ACTION COALITION/PUBLIC INFO. | 21C | $4,725.20 |
| 2015 | 82 | 7953 | 5926940 | HISTORIC EAST BALTIMORE COMMUNITY ACTION COALITION/PUBLIC INFO. | 21C | $2,362.60 |
| 2015 | 101 | 7971 | 5916758 | NEIGHBORHOOD HOUSING SERVICES/PUBLIC INFO. | 21C | $9,653.95 |
| 2015 | 101 | 7971 | 5926940 | NEIGHBORHOOD HOUSING SERVICES/PUBLIC INFO. | 21C | $11,791.91 |
| 2015 | 114 | 7984 | 5880685 | PEOPLE HOMESTEADING GROUP/PUBLIC INFO. | 21C | $8,918.68 |
| 2015 | 114 | 7984 | 5888226 | PEOPLE HOMESTEADING GROUP/PUBLIC INFO. | 21C | $1,967.18 |
| 2015 | 114 | 7984 | 5900530 | PEOPLE HOMESTEADING GROUP/PUBLIC INFO. | 21C | $2,003.89 |
| 2015 | 114 | 7984 | 5916758 | PEOPLE HOMESTEADING GROUP/PUBLIC INFO. | 21C | $4,205.86 |
| 2015 | 114 | 7984 | 5926940 | PEOPLE HOMESTEADING GROUP/PUBLIC INFO. | 21C | $1,967.18 |
| 2015 | 114 | 7984 | 5939831 | PEOPLE HOMESTEADING GROUP/PUBLIC INFO. | 21C | $2,950.95 |
| 2015 | 127 | 7999 | 5907312 | SOUTHEAST COMMUNITY DEVELOPMENT/PUBLIC INFO. | 21C | $432.12 |

| | | | | | | | |
|---|---|---|---|---|---|---|---|
| 2015 | 127 | 7999 | 5916758 | SOUTHEAST COMMUNITY DEVELOPMENT/PUBLIC INFO. | 21C | | $1,991.22 |
| 2015 | 127 | 7999 | 5940166 | SOUTHEAST COMMUNITY DEVELOPMENT/PUBLIC INFO. | 21C | | $1,390.69 |
| 2015 | 134 | 8006 | 5888226 | UPTON PLANNING COMMITTEE/PUBLIC INFO. | 21C | | $3,873.20 |
| | | | | | **21C** | **Matrix Code** | **$176,520.51** |
| 2014 | 13 | 7668 | 5830119 | BALTIMORE NEIGHBORHOODS, INC. | 21D | | $5,594.93 |
| 2014 | 13 | 7668 | 5861698 | BALTIMORE NEIGHBORHOODS, INC. | 21D | | $7,849.55 |
| 2014 | 13 | 7668 | 5871497 | BALTIMORE NEIGHBORHOODS, INC. | 21D | | $5,218.47 |
| 2014 | 13 | 7668 | 5880685 | BALTIMORE NEIGHBORHOODS, INC. | 21D | | $3,856.71 |
| 2014 | 51 | 7735 | 5830119 | COMMUNITY HOUSING RESOURCE BOARD | 21D | | $2,997.00 |
| 2014 | 51 | 7735 | 5842563 | COMMUNITY HOUSING RESOURCE BOARD | 21D | | $2,960.00 |
| 2014 | 51 | 7735 | 5864391 | COMMUNITY HOUSING RESOURCE BOARD | 21D | | $3,526.00 |
| 2014 | 51 | 7735 | 5871497 | COMMUNITY HOUSING RESOURCE BOARD | 21D | | $1,476.00 |
| 2014 | 84 | 7769 | 5830119 | HCD - FAIR HOUSING AND EQUAL OPPORTUNITY | 21D | | $7,538.32 |
| 2015 | 26 | 7872 | 5926940 | BALTIMORE NEIGHBORHOODS, INC./FAIR HOUSING | 21D | | $20,373.34 |
| 2015 | 26 | 7872 | 5940166 | BALTIMORE NEIGHBORHOODS, INC./FAIR HOUSING | 21D | | $11,377.65 |
| 2015 | 39 | 7903 | 5888226 | COMMUNITY HOUSING RESOURCE BOARD/FAIR HOUSING | 21D | | $5,999.87 |
| 2015 | 39 | 7903 | 5900530 | COMMUNITY HOUSING RESOURCE BOARD/FAIR HOUSING | 21D | | $2,553.00 |
| 2015 | 39 | 7903 | 5907312 | COMMUNITY HOUSING RESOURCE BOARD/FAIR HOUSING | 21D | | $2,612.75 |
| 2015 | 39 | 7903 | 5916758 | COMMUNITY HOUSING RESOURCE BOARD/FAIR HOUSING | 21D | | $4,773.00 |
| 2015 | 39 | 7903 | 5939831 | COMMUNITY HOUSING RESOURCE BOARD/FAIR HOUSING | 21D | | $2,464.75 |
| 2015 | 72 | 7943 | 5861698 | HCD-FAIR HOUSING AND EQUAL OPPORTUNITY/FAIR HOUSING | 21D | | $4,349.89 |
| 2015 | 72 | 7943 | 5864391 | HCD-FAIR HOUSING AND EQUAL OPPORTUNITY/FAIR HOUSING | 21D | | $4,341.32 |
| 2015 | 72 | 7943 | 5871497 | HCD-FAIR HOUSING AND EQUAL OPPORTUNITY/FAIR HOUSING | 21D | | $2,172.82 |
| 2015 | 72 | 7943 | 5900530 | HCD-FAIR HOUSING AND EQUAL OPPORTUNITY/FAIR HOUSING | 21D | | $15,156.69 |
| 2015 | 72 | 7943 | 5907312 | HCD-FAIR HOUSING AND EQUAL OPPORTUNITY/FAIR HOUSING | 21D | | $6,527.60 |
| 2015 | 72 | 7943 | 5916758 | HCD-FAIR HOUSING AND EQUAL OPPORTUNITY/FAIR HOUSING | 21D | | $13,553.45 |
| 2015 | 72 | 7943 | 5917505 | HCD-FAIR HOUSING AND EQUAL OPPORTUNITY/FAIR HOUSING | 21D | | $3,000.00 |
| 2015 | 72 | 7943 | 5926940 | HCD-FAIR HOUSING AND EQUAL OPPORTUNITY/FAIR HOUSING | 21D | | $2,185.18 |
| | | | | | **21D** | **Matrix Code** | **$142,458.29** |
| 2012 | 86 | 7307 | 5830119 | HCD - OFFICE OF PROJECT FINANCE | 21H | | $374.70 |
| 2012 | 86 | 7307 | 5861698 | HCD - OFFICE OF PROJECT FINANCE | 21H | | $377.93 |
| 2012 | 86 | 7307 | 5864429 | HCD - OFFICE OF PROJECT FINANCE | 21H | | $295.01 |
| 2012 | 86 | 7307 | 5900673 | HCD - OFFICE OF PROJECT FINANCE | 21H | | $334.01 |
| 2012 | 86 | 7307 | 5907312 | HCD - OFFICE OF PROJECT FINANCE | 21H | | $349.20 |
| 2012 | 86 | 7307 | 5926940 | HCD - OFFICE OF PROJECT FINANCE | 21H | | $315.93 |
| 2015 | 76 | 7947 | 5864391 | HCD - OFFICE OF PROJECT FINANCE/HOME ADMIN. | 21H | | $232.00 |
| 2015 | 76 | 7947 | 5880780 | HCD - OFFICE OF PROJECT FINANCE/HOME ADMIN. | 21H | | $1,066.13 |
| 2015 | 76 | 7947 | 5911801 | HCD - OFFICE OF PROJECT FINANCE/HOME ADMIN. | 21H | | $17,732.00 |
| | | | | | **21H** | **Matrix Code** | **$21,076.91** |
| **Total** | | | | | | | **$2,744,056.54** |